






Title I, Part A, ARRA - 2562


 FY 2009-2010 School Budget Summary	Employee	Employee	Prof	Purchased	Other Pur	Supplies	Property	Other	Other	Total
	Salaries 100-199	Benefits 200-299	Services 300-399	Services 400-499	Services 500-599	600-699	700-799	Objects 800-899	Uses 900-999	All Objects 100-999
1105 - Pre-Kindergarten Programs	\$ -	\$ -	\$ -	\$ -	\$ -	\$ -	\$ -	\$ -	\$ -	\$ -
1110 - Kindergarten Programs	\$ -	\$ -	\$ -	\$ -	\$ -	\$ -	\$ -	\$ -	\$ -	\$ -
1120 - Elementary Programs	\$ -	\$ -	\$ -	\$ -	\$ -	\$ 5,113.00	\$ 42,528.00	\$ -	\$ -	\$ 47,641.00
1130 - Middle-Junior High Programs	\$ -	\$ -	\$ -	\$ -	\$ -	\$ -	\$ -	\$ -	\$ -	\$ -
1140 - High School Programs	\$ -	\$ -	\$ -	\$ -	\$ -	\$ -	\$ -	\$ -	\$ -	\$ -
1142 - Vocational Educational Programs	\$ -	\$ -	\$ -	\$ -	\$ -	\$ -	\$ -	\$ -	\$ -	\$ -
1190 -1199 Other Regular Programs	\$ -	\$ -	\$ -	\$ -	\$ -	\$ -	\$ -	\$ -	\$ -	\$ -
1210 - Gifted Education Programs	\$ -	\$ -	\$ -	\$ -	\$ -	\$ -	\$ -	\$ -	\$ -	\$ -
1220 - Special Education Programs	\$ -	\$ -	\$ -	\$ -	\$ -	\$ -	\$ -	\$ -	\$ -	\$ -
1230 - Alternative School Programs	\$ -	\$ -	\$ -	\$ -	\$ -	\$ -	\$ -	\$ -	\$ -	\$ -
1250 - Title I Programs	\$ -	\$ -	\$ -	\$ -	\$ -	\$ -	\$ -	\$ -	\$ -	\$ -
1260 - After School Programs	\$ -	\$ -	\$ -	\$ -	\$ -	\$ -	\$ -	\$ -	\$ -	\$ -
1270 - Remediation Extended School Year Programs	\$ -	\$ -	\$ -	\$ -	\$ -	\$ -	\$ -	\$ -	\$ -	\$ -
1280 - Supplemental Education Services (SES)	\$ -	\$ -	\$ -	\$ -	\$ -	\$ -	\$ -	\$ -	\$ -	\$ -
1290 - Other Special Programs	\$ -	\$ -	\$ -	\$ -	\$ -	\$ -	\$ -	\$ -	\$ -	\$ -
1310 - 1390 Adult/Continuing Education Programs	\$ -	\$ -	\$ -	\$ -	\$ -	\$ -	\$ -	\$ -	\$ -	\$ -
1410 - 1420 Summer School Programs	\$ -	\$ -	\$ -	\$ -	\$ -	\$ -	\$ -	\$ -	\$ -	\$ -
1930 - 1990 Other Instructional Programs	\$ -	\$ -	\$ -	\$ -	\$ -	\$ -	\$ -	\$ -	\$ -	\$ -
2110 - 2119 Attendance & Social Work Services	\$ -	\$ -	\$ -	\$ -	\$ -	\$ -	\$ -	\$ -	\$ -	\$ -
2120 - 2129 Guidance Services	\$ -	\$ -	\$ -	\$ -	\$ -	\$ -	\$ -	\$ -	\$ -	\$ -
2130 - 2139 Health Services	\$ -	\$ -	\$ -	\$ -	\$ -	\$ -	\$ -	\$ -	\$ -	\$ -
2140 - 2149 Psychological Services	\$ -	\$ -	\$ -	\$ -	\$ -	\$ -	\$ -	\$ -	\$ -	\$ -
2150 - 2159 Speech Pathology	\$ -	\$ -	\$ -	\$ -	\$ -	\$ -	\$ -	\$ -	\$ -	\$ -
2190 - Other Support Services - Students	\$ -	\$ -	\$ -	\$ -	\$ -	\$ -	\$ -	\$ -	\$ -	\$ -
2210 - 2290 Improvement of Instruction	\$ -	\$ -	\$ -	\$ -	\$ -	\$ -	\$ -	\$ -	\$ -	\$ -
2220 - 2229 Educational Media Services	\$ -	\$ -	\$ -	\$ -	\$ -	\$ -	\$ -	\$ -	\$ -	\$ -
Total Instruction:	\$ -	\$ -	\$ -	\$ -	\$ -	\$ 5,113.00	\$ 42,528.00	\$ -	\$ -	\$ 47,641.00
General Administration										
2320 - 2329 Executive Administrative Services	\$ -	\$ -	\$ -	\$ -	\$ -	\$ -	\$ -	\$ -	\$ -	\$ -
2330 - Special Area Administration	\$ -	\$ -	\$ -	\$ -	\$ -	\$ -	\$ -	\$ -	\$ -	\$ -
2500 - 2599 Business Services	\$ -	\$ -	\$ -	\$ -	\$ -	\$ -	\$ -	\$ -	\$ -	\$ -
Total General Administration:	\$ -	\$ -	\$ -	\$ -	\$ -	\$ -	\$ -	\$ -	\$ -	\$ -
School Administration										
2410 - 2499 School Administration	\$ -	\$ -	\$ -	\$ -	\$ -	\$ -	\$ -	\$ -	\$ -	\$ -
Total School Administration:	\$ -	\$ -	\$ -	\$ -	\$ -	\$ -	\$ -	\$ -	\$ -	\$ -
Other Expenditures - Instr Support										
2610 - 2699 Operation and Maintenance of Plant	\$ -	\$ -	\$ -	\$ -	\$ -	\$ -	\$ -	\$ -	\$ -	\$ -
2710 - 2799 Student Transportation Services	\$ -	\$ -	\$ -	\$ -	\$ -	\$ -	\$ -	\$ -	\$ -	\$ -
2800 - 2899 Central Support Services (Tech)	\$ -	\$ -	\$ -	\$ -	\$ -	\$ -	\$ -	\$ -	\$ -	\$ -
Total Other Expenditures - Instr Support:	\$ -	\$ -	\$ -	\$ -	\$ -	\$ -	\$ -	\$ -	\$ -	\$ -
Other Expenditures - NonInstr Support										
3100 - Food Service Operations	\$ -	\$ -	\$ -	\$ -	\$ -	\$ -	\$ -	\$ -	\$ -	\$ -
3200 - Enterprise Operations	\$ -	\$ -	\$ -	\$ -	\$ -	\$ -	\$ -	\$ -	\$ -	\$ -
3300 - Community Services Operations	\$ -	\$ -	\$ -	\$ -	\$ -	\$ -	\$ -	\$ -	\$ -	\$ -
3900 - 3999 Other Noninstructional	\$ -	\$ -	\$ -	\$ -	\$ -	\$ 550.00	\$ -	\$ -	\$ -	\$ 550.00
Total Other Expenditures - Non-Instr Support	\$ -	\$ -	\$ -	\$ -	\$ -	\$ 550.00	\$ -	\$ -	\$ -	\$ 550.00
Total Current Oper Expenditures (1000-3999)	\$ -	\$ -	\$ -	\$ -	\$ -	\$ 5,663.00	\$ 42,528.00	\$ -	\$ -	\$ 48,191.00
NON-REVENUE TRANSACTIONS:										
7110 Indirect Costs Transfers Out	\$ -	\$ -	\$ -	\$ -	\$ -	\$ -	\$ -	\$ -	\$ -	\$ -
7120 Other Transfers Out	\$ -	\$ -	\$ -	\$ -	\$ -	\$ -	\$ -	\$ -	\$ -	\$ -
Total NonRevenue Transactions	\$ -	\$ -	\$ -	\$ -	\$ -	\$ -	\$ -	\$ -	\$ -	\$ -
Total Expenditure & NonRevenue Transactions	\$ -	\$ -	\$ -	\$ -	\$ -	\$ 5,663.00	\$ 42,528.00	\$ -	\$ -	\$ 48,191.00


FY 2009-2010		<input type="checkbox"/> Original Budget		<input type="checkbox"/> Amended Budget		LAMAR		Purvis Lower 59190+800		2/26/10 3:42 PM		
<input type="checkbox"/> Title I, Part A, ARRA - 2562												
	FY 2009-2010 School Budget Summary		Employee	Employee	Prof	Purchased	Other Pur	Supplies	Property	Other	Other	Total
	Salaries	Benefits	Services	Services	Services	Services	Services	Services	Services	Objects	Uses	All Objects
	100-199	200-299	300-399	400-499	500-599	600-699	700-799	800-899	900-999	100-999		
1105 - Pre-Kindergarten Programs	\$ -	\$ -	\$ -	\$ -	\$ -	\$ -	\$ -	\$ -	\$ -	\$ -	\$ -	\$ -
1110 - Kindergarten Programs	\$ -	\$ -	\$ -	\$ -	\$ -	\$ -	\$ -	\$ -	\$ -	\$ -	\$ -	\$ -
1120 - Elementary Programs	\$ -	\$ -	\$ -	\$ -	\$ -	\$ -	\$ -	\$ -	45,415.00	\$ -	\$ -	45,415.00
1130 - Middle-Junior High Programs	\$ -	\$ -	\$ -	\$ -	\$ -	\$ -	\$ -	\$ -	\$ -	\$ -	\$ -	\$ -
1140 - High School Programs	\$ -	\$ -	\$ -	\$ -	\$ -	\$ -	\$ -	\$ -	\$ -	\$ -	\$ -	\$ -
1142 - Vocational Educational Programs	\$ -	\$ -	\$ -	\$ -	\$ -	\$ -	\$ -	\$ -	\$ -	\$ -	\$ -	\$ -
1190 - 1199 Other Regular Programs	\$ -	\$ -	\$ -	\$ -	\$ -	\$ -	\$ -	\$ -	\$ -	\$ -	\$ -	\$ -
1210 - Gifted Education Programs	\$ -	\$ -	\$ -	\$ -	\$ -	\$ -	\$ -	\$ -	\$ -	\$ -	\$ -	\$ -
1220 - Special Education Programs	\$ -	\$ -	\$ -	\$ -	\$ -	\$ -	\$ -	\$ -	\$ -	\$ -	\$ -	\$ -
1230 - Alternative School Programs	\$ -	\$ -	\$ -	\$ -	\$ -	\$ -	\$ -	\$ -	\$ -	\$ -	\$ -	\$ -
1250 - Title I Programs	\$ -	\$ -	\$ -	\$ -	\$ -	\$ -	\$ -	\$ -	\$ -	\$ -	\$ -	\$ -
1260 - After School Programs	\$ -	\$ -	\$ -	\$ -	\$ -	\$ -	\$ -	\$ -	\$ -	\$ -	\$ -	\$ -
1270 - Remediation Extended School Year Programs	\$ -	\$ -	\$ -	\$ -	\$ -	\$ -	\$ -	\$ -	\$ -	\$ -	\$ -	\$ -
1280 - Supplemental Education Services (SES)	\$ -	\$ -	\$ -	\$ -	\$ -	\$ -	\$ -	\$ -	\$ -	\$ -	\$ -	\$ -
1290 - Other Special Programs	\$ -	\$ -	\$ -	\$ -	\$ -	\$ -	\$ -	\$ -	\$ -	\$ -	\$ -	\$ -
1310 - 1390 Adult/Continuing Education Programs	\$ -	\$ -	\$ -	\$ -	\$ -	\$ -	\$ -	\$ -	\$ -	\$ -	\$ -	\$ -
1410 - 1420 Summer School Programs	\$ -	\$ -	\$ -	\$ -	\$ -	\$ -	\$ -	\$ -	\$ -	\$ -	\$ -	\$ -
1930 - 1990 Other Instructional Programs	\$ 12,721.00	\$ 1,054.00	\$ -	\$ -	\$ -	\$ -	\$ -	\$ -	\$ -	\$ -	\$ -	13,775.00
2110 - 2119 Attendance & Social Work Services	\$ -	\$ -	\$ -	\$ -	\$ -	\$ -	\$ -	\$ -	\$ -	\$ -	\$ -	\$ -
2120 - 2129 Guidance Services	\$ -	\$ -	\$ -	\$ -	\$ -	\$ -	\$ -	\$ -	\$ -	\$ -	\$ -	\$ -
2130 - 2139 Health Services	\$ -	\$ -	\$ -	\$ -	\$ -	\$ -	\$ -	\$ -	\$ -	\$ -	\$ -	\$ -
2140 - 2149 Psychological Services	\$ -	\$ -	\$ -	\$ -	\$ -	\$ -	\$ -	\$ -	\$ -	\$ -	\$ -	\$ -
2150 - 2159 Speech Pathology	\$ -	\$ -	\$ -	\$ -	\$ -	\$ -	\$ -	\$ -	\$ -	\$ -	\$ -	\$ -
2190 - Other Support Services - Students	\$ -	\$ -	\$ -	\$ -	\$ -	\$ -	\$ -	\$ -	\$ -	\$ -	\$ -	\$ -
2210 - 2290 Improvement of Instruction	\$ -	\$ -	\$ -	\$ -	\$ -	\$ -	\$ -	\$ -	\$ -	\$ -	\$ -	\$ -
2220 - 2229 Educational Media Services	\$ -	\$ -	\$ -	\$ -	\$ -	\$ -	\$ -	\$ -	\$ -	\$ -	\$ -	\$ -
Total Instruction:	\$ 12,721.00	\$ 1,054.00	\$ -	\$ -	\$ -	\$ -	\$ -	\$ -	\$ 45,415.00	\$ -	\$ -	\$ 59,190.00
General Administration												
2320 - 2329 Executive Administrative Services	\$ -	\$ -	\$ -	\$ -	\$ -	\$ -	\$ -	\$ -	\$ -	\$ -	\$ -	\$ -
2330 - Special Area Administration	\$ -	\$ -	\$ -	\$ -	\$ -	\$ -	\$ -	\$ -	\$ -	\$ -	\$ -	\$ -
2500 - 2599 Business Services	\$ -	\$ -	\$ -	\$ -	\$ -	\$ -	\$ -	\$ -	\$ -	\$ -	\$ -	\$ -
Total General Administration:	\$ -	\$ -	\$ -	\$ -	\$ -	\$ -	\$ -	\$ -	\$ -	\$ -	\$ -	\$ -
School Administration												
2410 - 2499 School Administration	\$ -	\$ -	\$ -	\$ -	\$ -	\$ -	\$ -	\$ -	\$ -	\$ -	\$ -	\$ -
Total School Administration:	\$ -	\$ -	\$ -	\$ -	\$ -	\$ -	\$ -	\$ -	\$ -	\$ -	\$ -	\$ -
Other Expenditures - Instr Support												
2610 - 2699 Operation and Maintenance of Plant	\$ -	\$ -	\$ -	\$ -	\$ -	\$ -	\$ -	\$ -	\$ -	\$ -	\$ -	\$ -
2710 - 2799 Student Transportation Services	\$ -	\$ -	\$ -	\$ -	\$ -	\$ -	\$ -	\$ -	\$ -	\$ -	\$ -	\$ -
2800 - 2899 Central Support Services (Tech)	\$ -	\$ -	\$ -	\$ -	\$ -	\$ -	\$ -	\$ -	\$ -	\$ -	\$ -	\$ -
Total Other Expenditures - Instr Support:	\$ -	\$ -	\$ -	\$ -	\$ -	\$ -	\$ -	\$ -	\$ -	\$ -	\$ -	\$ -
Other Expenditures - NonInstr Support												
3100 - Food Service Operations	\$ -	\$ -	\$ -	\$ -	\$ -	\$ -	\$ -	\$ -	\$ -	\$ -	\$ -	\$ -
3200 - Enterprise Operations	\$ -	\$ -	\$ -	\$ -	\$ -	\$ -	\$ -	\$ -	\$ -	\$ -	\$ -	\$ -
3300 - Community Services Operations	\$ -	\$ -	\$ -	\$ -	\$ -	\$ -	\$ -	\$ -	\$ -	\$ -	\$ -	\$ -
3900 - 3999 Other Noninstructional	\$ -	\$ -	\$ -	\$ -	\$ -	\$ -	\$ -	800.00	\$ -	\$ -	\$ -	800.00
Total Other Expenditures - Non-Instr Support	\$ -	\$ -	\$ -	\$ -	\$ -	\$ -	\$ -	\$ 800.00	\$ -	\$ -	\$ -	\$ 800.00
Total Current Oper Expenditures (1000-3999)	\$ 12,721.00	\$ 1,054.00	\$ -	\$ -	\$ -	\$ -	\$ -	\$ 800.00	\$ 45,415.00	\$ -	\$ -	\$ 59,990.00
NON-REVENUE TRANSACTIONS:												
7110 Indirect Costs Transfers Out	\$ -	\$ -	\$ -	\$ -	\$ -	\$ -	\$ -	\$ -	\$ -	\$ -	\$ -	\$ -
7120 Other Transfers Out	\$ -	\$ -	\$ -	\$ -	\$ -	\$ -	\$ -	\$ -	\$ -	\$ -	\$ -	\$ -
Total NonRevenue Transactions	\$ -	\$ -	\$ -	\$ -	\$ -	\$ -	\$ -	\$ -	\$ -	\$ -	\$ -	\$ -
Total Expenditure & NonRevenue Transactions	\$ 12,721.00	\$ 1,054.00	\$ -	\$ -	\$ -	\$ -	\$ -	\$ 800.00	\$ 45,415.00	\$ -	\$ -	\$ 59,990.00


FY 2009-2010		<input type="checkbox"/> Original Budget		<input type="checkbox"/> Amended Budget		LAMAR		Sumrall Elementary 108564+1100		2/26/10 3:42 PM		
<input type="checkbox"/> Title I, Part A, ARRA - 2562												
	FY 2009-2010 School Budget Summary		Employee	Employee	Prof	Purchased	Other Pur	Supplies	Property	Other	Other	Total
	Salaries	Benefits	Services	Services	Services	Services	Services	Services	Services	Objects	Uses	All Objects
	100-199	200-299	300-399	400-499	500-599	600-699	700-799	800-899	900-999	100-999		
1105 - Pre-Kindergarten Programs	\$ -	\$ -	\$ -	\$ -	\$ -	\$ -	\$ -	\$ -	\$ -	\$ -	\$ -	\$ -
1110 - Kindergarten Programs	\$ -	\$ -	\$ -	\$ -	\$ -	\$ -	\$ -	\$ -	\$ -	\$ -	\$ -	\$ -
1120 - Elementary Programs	\$ -	\$ -	\$ -	\$ -	\$ -	\$ -	\$ -	82,336.00	\$ -	\$ -	\$ -	82,336.00
1130 - Middle-Junior High Programs	\$ -	\$ -	\$ -	\$ -	\$ -	\$ -	\$ -	\$ -	\$ -	\$ -	\$ -	\$ -
1140 - High School Programs	\$ -	\$ -	\$ -	\$ -	\$ -	\$ -	\$ -	\$ -	\$ -	\$ -	\$ -	\$ -
1142 - Vocational Educational Programs	\$ -	\$ -	\$ -	\$ -	\$ -	\$ -	\$ -	\$ -	\$ -	\$ -	\$ -	\$ -
1190 - 1199 Other Regular Programs	\$ -	\$ -	\$ -	\$ -	\$ -	\$ -	\$ -	\$ -	\$ -	\$ -	\$ -	\$ -
1210 - Gifted Education Programs	\$ -	\$ -	\$ -	\$ -	\$ -	\$ -	\$ -	\$ -	\$ -	\$ -	\$ -	\$ -
1220 - Special Education Programs	\$ -	\$ -	\$ -	\$ -	\$ -	\$ -	\$ -	\$ -	\$ -	\$ -	\$ -	\$ -
1230 - Alternative School Programs	\$ -	\$ -	\$ -	\$ -	\$ -	\$ -	\$ -	\$ -	\$ -	\$ -	\$ -	\$ -
1250 - Title I Programs	\$ -	\$ -	\$ -	\$ -	\$ -	\$ -	\$ -	\$ -	\$ -	\$ -	\$ -	\$ -
1260 - After School Programs	\$ -	\$ -	\$ -	\$ -	\$ -	\$ -	\$ -	\$ -	\$ -	\$ -	\$ -	\$ -
1270 - Remediation Extended School Year Programs	\$ -	\$ -	\$ -	\$ -	\$ -	\$ -	\$ -	\$ -	\$ -	\$ -	\$ -	\$ -
1280 - Supplemental Education Services (SES)	\$ -	\$ -	\$ -	\$ -	\$ -	\$ -	\$ -	\$ -	\$ -	\$ -	\$ -	\$ -
1290 - Other Special Programs	\$ -	\$ -	\$ -	\$ -	\$ -	\$ -	\$ -	\$ -	\$ -	\$ -	\$ -	\$ -
1310 - 1390 Adult/Continuing Education Programs	\$ -	\$ -	\$ -	\$ -	\$ -	\$ -	\$ -	\$ -	\$ -	\$ -	\$ -	\$ -
1410 - 1420 Summer School Programs	\$ -	\$ -	\$ -	\$ -	\$ -	\$ -	\$ -	\$ -	\$ -	\$ -	\$ -	\$ -
1930 - 1990 Other Instructional Programs	\$ 24,222.00	\$ 2,006.00	\$ -	\$ -	\$ -	\$ -	\$ -	\$ -	\$ -	\$ -	\$ -	26,228.00
2110 - 2119 Attendance & Social Work Services	\$ -	\$ -	\$ -	\$ -	\$ -	\$ -	\$ -	\$ -	\$ -	\$ -	\$ -	\$ -
2120 - 2129 Guidance Services	\$ -	\$ -	\$ -	\$ -	\$ -	\$ -	\$ -	\$ -	\$ -	\$ -	\$ -	\$ -
2130 - 2139 Health Services	\$ -	\$ -	\$ -	\$ -	\$ -	\$ -	\$ -	\$ -	\$ -	\$ -	\$ -	\$ -
2140 - 2149 Psychological Services	\$ -	\$ -	\$ -	\$ -	\$ -	\$ -	\$ -	\$ -	\$ -	\$ -	\$ -	\$ -
2150 - 2159 Speech Pathology	\$ -	\$ -	\$ -	\$ -	\$ -	\$ -	\$ -	\$ -	\$ -	\$ -	\$ -	\$ -
2190 - Other Support Services - Students	\$ -	\$ -	\$ -	\$ -	\$ -	\$ -	\$ -	\$ -	\$ -	\$ -	\$ -	\$ -
2210 - 2290 Improvement of Instruction	\$ -	\$ -	\$ -	\$ -	\$ -	\$ -	\$ -	\$ -	\$ -	\$ -	\$ -	\$ -
2220 - 2229 Educational Media Services	\$ -	\$ -	\$ -	\$ -	\$ -	\$ -	\$ -	\$ -	\$ -	\$ -	\$ -	\$ -
Total Instruction:	\$ 24,222.00	\$ 2,006.00	\$ -	\$ -	\$ -	\$ -	\$ -	\$ 82,336.00	\$ -	\$ -	\$ -	\$ 108,564.00
General Administration												
2320 - 2329 Executive Administrative Services	\$ -	\$ -	\$ -	\$ -	\$ -	\$ -	\$ -	\$ -	\$ -	\$ -	\$ -	\$ -
2330 - Special Area Administration	\$ -	\$ -	\$ -	\$ -	\$ -	\$ -	\$ -	\$ -	\$ -	\$ -	\$ -	\$ -
2500 - 2599 Business Services	\$ -	\$ -	\$ -	\$ -	\$ -	\$ -	\$ -	\$ -	\$ -	\$ -	\$ -	\$ -
Total General Administration:	\$ -	\$ -	\$ -	\$ -	\$ -	\$ -	\$ -	\$ -	\$ -	\$ -	\$ -	\$ -
School Administration												
2410 - 2499 School Administration	\$ -	\$ -	\$ -	\$ -	\$ -	\$ -	\$ -	\$ -	\$ -	\$ -	\$ -	\$ -
Total School Administration:	\$ -	\$ -	\$ -	\$ -	\$ -	\$ -	\$ -	\$ -	\$ -	\$ -	\$ -	\$ -
Other Expenditures - Instr Support												
2610 - 2699 Operation and Maintenance of Plant	\$ -	\$ -	\$ -	\$ -	\$ -	\$ -	\$ -	\$ -	\$ -	\$ -	\$ -	\$ -
2710 - 2799 Student Transportation Services	\$ -	\$ -	\$ -	\$ -	\$ -	\$ -	\$ -	\$ -	\$ -	\$ -	\$ -	\$ -
2800 - 2899 Central Support Services (Tech)	\$ -	\$ -	\$ -	\$ -	\$ -	\$ -	\$ -	\$ -	\$ -	\$ -	\$ -	\$ -
Total Other Expenditures - Instr Support:	\$ -	\$ -	\$ -	\$ -	\$ -	\$ -	\$ -	\$ -	\$ -	\$ -	\$ -	\$ -
Other Expenditures - NonInstr Support												
3100 - Food Service Operations	\$ -	\$ -	\$ -	\$ -	\$ -	\$ -	\$ -	\$ -	\$ -	\$ -	\$ -	\$ -
3200 - Enterprise Operations	\$ -	\$ -	\$ -	\$ -	\$ -	\$ -	\$ -	\$ -	\$ -	\$ -	\$ -	\$ -
3300 - Community Services Operations	\$ -	\$ -	\$ -	\$ -	\$ -	\$ -	\$ -	\$ -	\$ -	\$ -	\$ -	\$ -
3900 - 3999 Other Noninstructional	\$ -	\$ -	\$ -	\$ -	\$ -	\$ -	\$ -	500.00	\$ -	600.00	\$ -	1,100.00
Total Other Expenditures - Non-Instr Support	\$ -	\$ -	\$ -	\$ -	\$ -	\$ -	\$ -	\$ 500.00	\$ -	\$ 600.00	\$ -	\$ 1,100.00
Total Current Oper Expenditures (1000-3999)	\$ 24,222.00	\$ 2,006.00	\$ -	\$ -	\$ -	\$ -	\$ -	\$ 500.00	\$ 82,336.00	\$ 600.00	\$ -	\$ 109,664.00
NON-REVENUE TRANSACTIONS:												
7110 Indirect Costs Transfers Out	\$ -	\$ -	\$ -	\$ -	\$ -	\$ -	\$ -	\$ -	\$ -	\$ -	\$ -	\$ -
7120 Other Transfers Out	\$ -	\$ -	\$ -	\$ -	\$ -	\$ -	\$ -	\$ -	\$ -	\$ -	\$ -	\$ -
Total NonRevenue Transactions	\$ -	\$ -	\$ -	\$ -	\$ -	\$ -	\$ -	\$ -	\$ -	\$ -	\$ -	\$ -
Total Expenditure & NonRevenue Transactions	\$ 24,222.00	\$ 2,006.00	\$ -	\$ -	\$ -	\$ -	\$ -	\$ 500.00	\$ 82,336.00	\$ 600.00	\$ -	\$ 109,664.00


FY 2009-2010		<input type="checkbox"/> Original Budget		<input type="checkbox"/> Amended Budget		LAMAR		Oak Grove Primary 116360+1150		2/26/10 3:42 PM		
<input type="checkbox"/> Title I, Part A, ARRA - 2562												
	FY 2009-2010 School Budget Summary		Employee	Employee	Prof	Purchased	Other Pur	Supplies	Property	Other	Other	Total
	Salaries	Benefits	100-199	200-299	300-399	400-499	500-599	600-699	700-799	800-899	900-999	All Objects
		100-199	200-299	300-399	400-499	500-599	600-699	700-799	800-899	900-999	100-999	
1105 - Pre-Kindergarten Programs	\$	-	\$	-	\$	-	\$	-	\$	-	\$	-
1110 - Kindergarten Programs	\$	-	\$	-	\$	-	\$	-	\$	-	\$	-
1120 - Elementary Programs	\$	-	\$	-	\$	-	\$	-	\$	91,016.00	\$	91,016.00
1130 - Middle-Junior High Programs	\$	-	\$	-	\$	-	\$	-	\$	-	\$	-
1140 - High School Programs	\$	-	\$	-	\$	-	\$	-	\$	-	\$	-
1142 - Vocational Educational Programs	\$	-	\$	-	\$	-	\$	-	\$	-	\$	-
1190 - 1199 Other Regular Programs	\$	-	\$	-	\$	-	\$	-	\$	-	\$	-
1210 - Gifted Education Programs	\$	-	\$	-	\$	-	\$	-	\$	-	\$	-
1220 - Special Education Programs	\$	-	\$	-	\$	-	\$	-	\$	-	\$	-
1230 - Alternative School Programs	\$	-	\$	-	\$	-	\$	-	\$	-	\$	-
1250 - Title I Programs	\$	-	\$	-	\$	-	\$	-	\$	-	\$	-
1260 - After School Programs	\$	-	\$	-	\$	-	\$	-	\$	-	\$	-
1270 - Remediation Extended School Year Programs	\$	-	\$	-	\$	-	\$	-	\$	-	\$	-
1280 - Supplemental Education Services (SES)	\$	-	\$	-	\$	-	\$	-	\$	-	\$	-
1290 - Other Special Programs	\$	-	\$	-	\$	-	\$	-	\$	-	\$	-
1310 - 1390 Adult/Continuing Education Programs	\$	-	\$	-	\$	-	\$	-	\$	-	\$	-
1410 - 1420 Summer School Programs	\$	-	\$	-	\$	-	\$	-	\$	-	\$	-
1930 - 1990 Other Instructional Programs	\$	23,405.00	\$	1,939.00	\$	-	\$	-	\$	-	\$	25,344.00
2110 - 2119 Attendance & Social Work Services	\$	-	\$	-	\$	-	\$	-	\$	-	\$	-
2120 - 2129 Guidance Services	\$	-	\$	-	\$	-	\$	-	\$	-	\$	-
2130 - 2139 Health Services	\$	-	\$	-	\$	-	\$	-	\$	-	\$	-
2140 - 2149 Psychological Services	\$	-	\$	-	\$	-	\$	-	\$	-	\$	-
2150 - 2159 Speech Pathology	\$	-	\$	-	\$	-	\$	-	\$	-	\$	-
2190 - Other Support Services - Students	\$	-	\$	-	\$	-	\$	-	\$	-	\$	-
2210 - 2290 Improvement of Instruction	\$	-	\$	-	\$	-	\$	-	\$	-	\$	-
2220 - 2229 Educational Media Services	\$	-	\$	-	\$	-	\$	-	\$	-	\$	-
Total Instruction:	\$	23,405.00	\$	1,939.00	\$	-	\$	-	\$	91,016.00	\$	116,360.00
General Administration												
2320 - 2329 Executive Administrative Services	\$	-	\$	-	\$	-	\$	-	\$	-	\$	-
2330 - Special Area Administration	\$	-	\$	-	\$	-	\$	-	\$	-	\$	-
2500 - 2599 Business Services	\$	-	\$	-	\$	-	\$	-	\$	-	\$	-
Total General Administration:	\$	-	\$	-	\$	-	\$	-	\$	-	\$	-
School Administration												
2410 - 2499 School Administration	\$	-	\$	-	\$	-	\$	-	\$	-	\$	-
Total School Administration:	\$	-	\$	-	\$	-	\$	-	\$	-	\$	-
Other Expenditures - Instr Support												
2610 - 2699 Operation and Maintenance of Plant	\$	-	\$	-	\$	-	\$	-	\$	-	\$	-
2710 - 2799 Student Transportation Services	\$	-	\$	-	\$	-	\$	-	\$	-	\$	-
2800 - 2899 Central Support Services (Tech)	\$	-	\$	-	\$	-	\$	-	\$	-	\$	-
Total Other Expenditures - Instr Support:	\$	-	\$	-	\$	-	\$	-	\$	-	\$	-
Other Expenditures - NonInstr Support												
3100 - Food Service Operations	\$	-	\$	-	\$	-	\$	-	\$	-	\$	-
3200 - Enterprise Operations	\$	-	\$	-	\$	-	\$	-	\$	-	\$	-
3300 - Community Services Operations	\$	-	\$	-	\$	-	\$	-	\$	-	\$	-
3900 - 3999 Other Noninstructional	\$	-	\$	-	\$	-	\$	-	\$	1,150.00	\$	1,150.00
Total Other Expenditures - Non-Instr Support	\$	-	\$	-	\$	-	\$	-	\$	1,150.00	\$	1,150.00
Total Current Oper Expenditures (1000-3999)	\$	23,405.00	\$	1,939.00	\$	-	\$	-	\$	91,016.00	\$	117,510.00
NON-REVENUE TRANSACTIONS:												
7110 Indirect Costs Transfers Out	\$	-	\$	-	\$	-	\$	-	\$	-	\$	-
7120 Other Transfers Out	\$	-	\$	-	\$	-	\$	-	\$	-	\$	-
Total NonRevenue Transactions	\$	-	\$	-	\$	-	\$	-	\$	-	\$	-
Total Expenditure & NonRevenue Transactions	\$	23,405.00	\$	1,939.00	\$	-	\$	-	\$	91,016.00	\$	117,510.00


FY 2009-2010		<input type="checkbox"/> Original Budget		<input type="checkbox"/> Amended Budget		LAMAR		Purvis Upper 50240+800		2/26/10 3:42 PM		
<input type="checkbox"/> Title I, Part A, ARRA - 2562												
 <div style="border: 1px solid black; padding: 5px; display: inline-block;"> FY 2009-2010 School Budget Summary </div>		Employee Salaries 100-199	Employee Benefits 200-299	Prof Services 300-399	Purchased Services 400-499	Other Pur Services 500-599	Supplies 600-699	Property 700-799	Other Objects 800-899	Other Uses 900-999	Total All Objects 100-999	
1105 - Pre-Kindergarten Programs	\$	-	\$	-	\$	-	\$	-	\$	-	\$	-
1110 - Kindergarten Programs	\$	-	\$	-	\$	-	\$	-	\$	-	\$	-
1120 - Elementary Programs	\$	15,263.00	\$	7,377.00	\$	-	\$	-	\$	27,600.00	\$	-
1130 - Middle-Junior High Programs	\$	-	\$	-	\$	-	\$	-	\$	-	\$	-
1140 - High School Programs	\$	-	\$	-	\$	-	\$	-	\$	-	\$	-
1142 - Vocational Educational Programs	\$	-	\$	-	\$	-	\$	-	\$	-	\$	-
1190 - 1199 Other Regular Programs	\$	-	\$	-	\$	-	\$	-	\$	-	\$	-
1210 - Gifted Education Programs	\$	-	\$	-	\$	-	\$	-	\$	-	\$	-
1220 - Special Education Programs	\$	-	\$	-	\$	-	\$	-	\$	-	\$	-
1230 - Alternative School Programs	\$	-	\$	-	\$	-	\$	-	\$	-	\$	-
1250 - Title I Programs	\$	-	\$	-	\$	-	\$	-	\$	-	\$	-
1260 - After School Programs	\$	-	\$	-	\$	-	\$	-	\$	-	\$	-
1270 - Remediation Extended School Year Programs	\$	-	\$	-	\$	-	\$	-	\$	-	\$	-
1280 - Supplemental Education Services (SES)	\$	-	\$	-	\$	-	\$	-	\$	-	\$	-
1290 - Other Special Programs	\$	-	\$	-	\$	-	\$	-	\$	-	\$	-
1310 - 1390 Adult/Continuing Education Programs	\$	-	\$	-	\$	-	\$	-	\$	-	\$	-
1410 - 1420 Summer School Programs	\$	-	\$	-	\$	-	\$	-	\$	-	\$	-
1930 - 1990 Other Instructional Programs	\$	-	\$	-	\$	-	\$	-	\$	-	\$	-
2110 - 2119 Attendance & Social Work Services	\$	-	\$	-	\$	-	\$	-	\$	-	\$	-
2120 - 2129 Guidance Services	\$	-	\$	-	\$	-	\$	-	\$	-	\$	-
2130 - 2139 Health Services	\$	-	\$	-	\$	-	\$	-	\$	-	\$	-
2140 - 2149 Psychological Services	\$	-	\$	-	\$	-	\$	-	\$	-	\$	-
2150 - 2159 Speech Pathology	\$	-	\$	-	\$	-	\$	-	\$	-	\$	-
2190 - Other Support Services - Students	\$	-	\$	-	\$	-	\$	-	\$	-	\$	-
2210 - 2290 Improvement of Instruction	\$	-	\$	-	\$	-	\$	-	\$	-	\$	-
2220 - 2229 Educational Media Services	\$	-	\$	-	\$	-	\$	-	\$	-	\$	-
Total Instruction:	\$	15,263.00	\$	7,377.00	\$	-	\$	-	\$	27,600.00	\$	-
General Administration												
2320 - 2329 Executive Administrative Services	\$	-	\$	-	\$	-	\$	-	\$	-	\$	-
2330 - Special Area Administration	\$	-	\$	-	\$	-	\$	-	\$	-	\$	-
2500 - 2599 Business Services	\$	-	\$	-	\$	-	\$	-	\$	-	\$	-
Total General Administration:	\$	-	\$	-	\$	-	\$	-	\$	-	\$	-
School Administration												
2410 - 2499 School Administration	\$	-	\$	-	\$	-	\$	-	\$	-	\$	-
Total School Administration:	\$	-	\$	-	\$	-	\$	-	\$	-	\$	-
Other Expenditures - Instr Support												
2610 - 2699 Operation and Maintenance of Plant	\$	-	\$	-	\$	-	\$	-	\$	-	\$	-
2710 - 2799 Student Transportation Services	\$	-	\$	-	\$	-	\$	-	\$	-	\$	-
2800 - 2899 Central Support Services (Tech)	\$	-	\$	-	\$	-	\$	-	\$	-	\$	-
Total Other Expenditures - Instr Support:	\$	-	\$	-	\$	-	\$	-	\$	-	\$	-
Other Expenditures - NonInstr Support												
3100 - Food Service Operations	\$	-	\$	-	\$	-	\$	-	\$	-	\$	-
3200 - Enterprise Operations	\$	-	\$	-	\$	-	\$	-	\$	-	\$	-
3300 - Community Services Operations	\$	-	\$	-	\$	-	\$	-	\$	-	\$	-
3900 - 3999 Other Noninstructional	\$	-	\$	-	\$	-	\$	-	\$	800.00	\$	-
Total Other Expenditures - Non-Instr Support	\$	-	\$	-	\$	-	\$	-	\$	800.00	\$	-
Total Current Oper Expenditures (1000-3999)	\$	15,263.00	\$	7,377.00	\$	-	\$	-	\$	27,600.00	\$	800.00
NON-REVENUE TRANSACTIONS:												
7110 Indirect Costs Transfers Out	\$	-	\$	-	\$	-	\$	-	\$	-	\$	-
7120 Other Transfers Out	\$	-	\$	-	\$	-	\$	-	\$	-	\$	-
Total NonRevenue Transactions	\$	-	\$	-	\$	-	\$	-	\$	-	\$	-
Total Expenditure & NonRevenue Transactions	\$	15,263.00	\$	7,377.00	\$	-	\$	-	\$	27,600.00	\$	800.00


FY 2009-2010		<input type="checkbox"/> Original Budget		<input type="checkbox"/> Amended Budget		LAMAR		Oak Grove Lower 106832+1150		2/26/10 3:42 PM				
<input type="checkbox"/> Title I, Part A, ARRA - 2562														
	FY 2009-2010 School Budget Summary		Employee	Employee	Prof	Purchased	Other Pur	Supplies	Property	Other	Other	Total		
	Salaries	Benefits	100-199	200-299	Services	Services	Services	600-699	700-799	Objects	Uses	All Objects		
			100-199	200-299	300-399	400-499	500-599	600-699	700-799	800-899	900-999	100-999		
1105 - Pre-Kindergarten Programs	\$	-	\$	-	\$	-	\$	-	\$	-	\$	-	\$	-
1110 - Kindergarten Programs	\$	-	\$	-	\$	-	\$	-	\$	-	\$	-	\$	-
1120 - Elementary Programs	\$	-	\$	-	\$	-	\$	-	\$	86,978.00	\$	-	\$	86,978.00
1130 - Middle-Junior High Programs	\$	-	\$	-	\$	-	\$	-	\$	-	\$	-	\$	-
1140 - High School Programs	\$	-	\$	-	\$	-	\$	-	\$	-	\$	-	\$	-
1142 - Vocational Educational Programs	\$	-	\$	-	\$	-	\$	-	\$	-	\$	-	\$	-
1190 - 1199 Other Regular Programs	\$	-	\$	-	\$	-	\$	-	\$	-	\$	-	\$	-
1210 - Gifted Education Programs	\$	-	\$	-	\$	-	\$	-	\$	-	\$	-	\$	-
1220 - Special Education Programs	\$	-	\$	-	\$	-	\$	-	\$	-	\$	-	\$	-
1230 - Alternative School Programs	\$	-	\$	-	\$	-	\$	-	\$	-	\$	-	\$	-
1250 - Title I Programs	\$	-	\$	-	\$	-	\$	-	\$	-	\$	-	\$	-
1260 - After School Programs	\$	-	\$	-	\$	-	\$	-	\$	-	\$	-	\$	-
1270 - Remediation Extended School Year Programs	\$	-	\$	-	\$	-	\$	-	\$	-	\$	-	\$	-
1280 - Supplemental Education Services (SES)	\$	-	\$	-	\$	-	\$	-	\$	-	\$	-	\$	-
1290 - Other Special Programs	\$	-	\$	-	\$	-	\$	-	\$	-	\$	-	\$	-
1310 - 1390 Adult/Continuing Education Programs	\$	-	\$	-	\$	-	\$	-	\$	-	\$	-	\$	-
1410 - 1420 Summer School Programs	\$	-	\$	-	\$	-	\$	-	\$	-	\$	-	\$	-
1930 - 1990 Other Instructional Programs	\$	18,335.00	\$	1,519.00	\$	-	\$	-	\$	-	\$	-	\$	19,854.00
2110 - 2119 Attendance & Social Work Services	\$	-	\$	-	\$	-	\$	-	\$	-	\$	-	\$	-
2120 - 2129 Guidance Services	\$	-	\$	-	\$	-	\$	-	\$	-	\$	-	\$	-
2130 - 2139 Health Services	\$	-	\$	-	\$	-	\$	-	\$	-	\$	-	\$	-
2140 - 2149 Psychological Services	\$	-	\$	-	\$	-	\$	-	\$	-	\$	-	\$	-
2150 - 2159 Speech Pathology	\$	-	\$	-	\$	-	\$	-	\$	-	\$	-	\$	-
2190 - Other Support Services - Students	\$	-	\$	-	\$	-	\$	-	\$	-	\$	-	\$	-
2210 - 2290 Improvement of Instruction	\$	-	\$	-	\$	-	\$	-	\$	-	\$	-	\$	-
2220 - 2229 Educational Media Services	\$	-	\$	-	\$	-	\$	-	\$	-	\$	-	\$	-
Total Instruction:	\$	18,335.00	\$	1,519.00	\$	-	\$	-	\$	86,978.00	\$	-	\$	106,832.00
General Administration														
2320 - 2329 Executive Administrative Services	\$	-	\$	-	\$	-	\$	-	\$	-	\$	-	\$	-
2330 - Special Area Administration	\$	-	\$	-	\$	-	\$	-	\$	-	\$	-	\$	-
2500 - 2599 Business Services	\$	-	\$	-	\$	-	\$	-	\$	-	\$	-	\$	-
Total General Administration:	\$	-	\$	-	\$	-	\$	-	\$	-	\$	-	\$	-
School Administration														
2410 - 2499 School Administration	\$	-	\$	-	\$	-	\$	-	\$	-	\$	-	\$	-
Total School Administration:	\$	-	\$	-	\$	-	\$	-	\$	-	\$	-	\$	-
Other Expenditures - Instr Support														
2610 - 2699 Operation and Maintenance of Plant	\$	-	\$	-	\$	-	\$	-	\$	-	\$	-	\$	-
2710 - 2799 Student Transportation Services	\$	-	\$	-	\$	-	\$	-	\$	-	\$	-	\$	-
2800 - 2899 Central Support Services (Tech)	\$	-	\$	-	\$	-	\$	-	\$	-	\$	-	\$	-
Total Other Expenditures - Instr Support:	\$	-	\$	-	\$	-	\$	-	\$	-	\$	-	\$	-
Other Expenditures - NonInstr Support														
3100 - Food Service Operations	\$	-	\$	-	\$	-	\$	-	\$	-	\$	-	\$	-
3200 - Enterprise Operations	\$	-	\$	-	\$	-	\$	-	\$	-	\$	-	\$	-
3300 - Community Services Operations	\$	-	\$	-	\$	-	\$	-	\$	-	\$	-	\$	-
3900 - 3999 Other Noninstructional	\$	-	\$	-	\$	-	\$	-	\$	1,150.00	\$	-	\$	1,150.00
Total Other Expenditures - Non-Instr Support	\$	-	\$	-	\$	-	\$	-	\$	1,150.00	\$	-	\$	1,150.00
Total Current Oper Expenditures (1000-3999)	\$	18,335.00	\$	1,519.00	\$	-	\$	-	\$	86,978.00	\$	1,150.00	\$	107,982.00
NON-REVENUE TRANSACTIONS:														
7110 Indirect Costs Transfers Out	\$	-	\$	-	\$	-	\$	-	\$	-	\$	-	\$	-
7120 Other Transfers Out	\$	-	\$	-	\$	-	\$	-	\$	-	\$	-	\$	-
Total NonRevenue Transactions	\$	-	\$	-	\$	-	\$	-	\$	-	\$	-	\$	-
Total Expenditure & NonRevenue Transactions	\$	18,335.00	\$	1,519.00	\$	-	\$	-	\$	86,978.00	\$	1,150.00	\$	107,982.00


FY 2009-2010		<input type="checkbox"/> Original Budget		<input type="checkbox"/> Amended Budget		LAMAR		Oak Grove Upper 109430+1182		2/26/10 3:42 PM				
<input type="checkbox"/> Title I, Part A, ARRA - 2562														
	FY 2009-2010		Employee	Employee	Prof	Purchased	Other Pur	Supplies	Property	Other	Other	Total		
	School Budget Summary		Salaries	Benefits	Services	Services	Services				Objects	Uses	All Objects	
			100-199	200-299	300-399	400-499	500-599	600-699	700-799	800-899	900-999	100-999		
1105 - Pre-Kindergarten Programs	\$	-	\$	-	\$	-	\$	-	\$	-	\$	-	\$	-
1110 - Kindergarten Programs	\$	-	\$	-	\$	-	\$	-	\$	-	\$	-	\$	-
1120 - Elementary Programs	\$	-	\$	-	\$	-	\$	-	\$	84,755.00	\$	-	\$	84,755.00
1130 - Middle-Junior High Programs	\$	-	\$	-	\$	-	\$	-	\$	-	\$	-	\$	-
1140 - High School Programs	\$	-	\$	-	\$	-	\$	-	\$	-	\$	-	\$	-
1142 - Vocational Educational Programs	\$	-	\$	-	\$	-	\$	-	\$	-	\$	-	\$	-
1190 - 1199 Other Regular Programs	\$	-	\$	-	\$	-	\$	-	\$	-	\$	-	\$	-
1210 - Gifted Education Programs	\$	-	\$	-	\$	-	\$	-	\$	-	\$	-	\$	-
1220 - Special Education Programs	\$	-	\$	-	\$	-	\$	-	\$	-	\$	-	\$	-
1230 - Alternative School Programs	\$	-	\$	-	\$	-	\$	-	\$	-	\$	-	\$	-
1250 - Title I Programs	\$	-	\$	-	\$	-	\$	-	\$	-	\$	-	\$	-
1260 - After School Programs	\$	-	\$	-	\$	-	\$	-	\$	-	\$	-	\$	-
1270 - Remediation Extended School Year Programs	\$	-	\$	-	\$	-	\$	-	\$	-	\$	-	\$	-
1280 - Supplemental Education Services (SES)	\$	-	\$	-	\$	-	\$	-	\$	-	\$	-	\$	-
1290 - Other Special Programs	\$	-	\$	-	\$	-	\$	-	\$	-	\$	-	\$	-
1310 - 1390 Adult/Continuing Education Programs	\$	-	\$	-	\$	-	\$	-	\$	-	\$	-	\$	-
1410 - 1420 Summer School Programs	\$	-	\$	-	\$	-	\$	-	\$	-	\$	-	\$	-
1930 - 1990 Other Instructional Programs	\$	22,787.00	\$	1,888.00	\$	-	\$	-	\$	-	\$	-	\$	24,675.00
2110 - 2119 Attendance & Social Work Services	\$	-	\$	-	\$	-	\$	-	\$	-	\$	-	\$	-
2120 - 2129 Guidance Services	\$	-	\$	-	\$	-	\$	-	\$	-	\$	-	\$	-
2130 - 2139 Health Services	\$	-	\$	-	\$	-	\$	-	\$	-	\$	-	\$	-
2140 - 2149 Psychological Services	\$	-	\$	-	\$	-	\$	-	\$	-	\$	-	\$	-
2150 - 2159 Speech Pathology	\$	-	\$	-	\$	-	\$	-	\$	-	\$	-	\$	-
2190 - Other Support Services - Students	\$	-	\$	-	\$	-	\$	-	\$	-	\$	-	\$	-
2210 - 2290 Improvement of Instruction	\$	-	\$	-	\$	-	\$	-	\$	-	\$	-	\$	-
2220 - 2229 Educational Media Services	\$	-	\$	-	\$	-	\$	-	\$	-	\$	-	\$	-
Total Instruction:	\$	22,787.00	\$	1,888.00	\$	-	\$	-	\$	84,755.00	\$	-	\$	109,430.00
General Administration														
2320 - 2329 Executive Administrative Services	\$	-	\$	-	\$	-	\$	-	\$	-	\$	-	\$	-
2330 - Special Area Administration	\$	-	\$	-	\$	-	\$	-	\$	-	\$	-	\$	-
2500 - 2599 Business Services	\$	-	\$	-	\$	-	\$	-	\$	-	\$	-	\$	-
Total General Administration:	\$	-	\$	-	\$	-	\$	-	\$	-	\$	-	\$	-
School Administration														
2410 - 2499 School Administration	\$	-	\$	-	\$	-	\$	-	\$	-	\$	-	\$	-
Total School Administration:	\$	-	\$	-	\$	-	\$	-	\$	-	\$	-	\$	-
Other Expenditures - Instr Support														
2610 - 2699 Operation and Maintenance of Plant	\$	-	\$	-	\$	-	\$	-	\$	-	\$	-	\$	-
2710 - 2799 Student Transportation Services	\$	-	\$	-	\$	-	\$	-	\$	-	\$	-	\$	-
2800 - 2899 Central Support Services (Tech)	\$	-	\$	-	\$	-	\$	-	\$	-	\$	-	\$	-
Total Other Expenditures - Instr Support:	\$	-	\$	-	\$	-	\$	-	\$	-	\$	-	\$	-
Other Expenditures - NonInstr Support														
3100 - Food Service Operations	\$	-	\$	-	\$	-	\$	-	\$	-	\$	-	\$	-
3200 - Enterprise Operations	\$	-	\$	-	\$	-	\$	-	\$	-	\$	-	\$	-
3300 - Community Services Operations	\$	-	\$	-	\$	-	\$	-	\$	-	\$	-	\$	-
3900 - 3999 Other Noninstructional	\$	-	\$	-	\$	-	\$	-	\$	1,182.00	\$	-	\$	1,182.00
Total Other Expenditures - Non-Instr Support	\$	-	\$	-	\$	-	\$	-	\$	1,182.00	\$	-	\$	1,182.00
Total Current Oper Expenditures (1000-3999)	\$	22,787.00	\$	1,888.00	\$	-	\$	-	\$	84,755.00	\$	-	\$	110,612.00
NON-REVENUE TRANSACTIONS:														
7110 Indirect Costs Transfers Out	\$	-	\$	-	\$	-	\$	-	\$	-	\$	-	\$	-
7120 Other Transfers Out	\$	-	\$	-	\$	-	\$	-	\$	-	\$	-	\$	-
Total NonRevenue Transactions	\$	-	\$	-	\$	-	\$	-	\$	-	\$	-	\$	-
Total Expenditure & NonRevenue Transactions	\$	22,787.00	\$	1,888.00	\$	-	\$	-	\$	84,755.00	\$	-	\$	110,612.00


FY 2009-2010		<input type="checkbox"/> Original Budget		<input type="checkbox"/> Amended Budget		LAMAR		District Set Asides 100788		2/26/10 3:42 PM		
<input type="checkbox"/> Title I, Part A, ARRA - 2562												
 <div style="border: 1px solid black; padding: 5px; display: inline-block;"> FY 2009-2010 School Budget Summary </div>		Employee Salaries 100-199	Employee Benefits 200-299	Prof Services 300-399	Purchased Services 400-499	Other Pur Services 500-599	Supplies 600-699	Property 700-799	Other Objects 800-899	Other Uses 900-999	Total All Objects 100-999	
1105 - Pre-Kindergarten Programs	\$	-	\$	-	\$	-	\$	-	\$	-	\$	-
1110 - Kindergarten Programs	\$	-	\$	-	\$	-	\$	-	\$	-	\$	-
1120 - Elementary Programs	\$	-	\$	-	\$	-	\$	-	\$	-	\$	-
1130 - Middle-Junior High Programs	\$	-	\$	-	\$	-	\$	-	\$	-	\$	-
1140 - High School Programs	\$	-	\$	-	\$	-	\$	-	\$	-	\$	-
1142 - Vocational Educational Programs	\$	-	\$	-	\$	-	\$	-	\$	-	\$	-
1190 -1199 Other Regular Programs	\$	-	\$	-	\$	-	\$	-	\$	-	\$	-
1210 - Gifted Education Programs	\$	-	\$	-	\$	-	\$	-	\$	-	\$	-
1220 - Special Education Programs	\$	-	\$	-	\$	-	\$	-	\$	-	\$	-
1230 - Alternative School Programs	\$	-	\$	-	\$	-	\$	-	\$	-	\$	-
1250 - Title I Programs	\$	-	\$	-	\$	-	\$	-	\$	-	\$	-
1260 - After School Programs	\$	-	\$	-	\$	-	\$	-	\$	-	\$	-
1270 - Remediation Extended School Year Programs	\$	-	\$	-	\$	-	\$	-	\$	-	\$	-
1280 - Supplemental Education Services (SES)	\$	-	\$	-	\$	-	\$	1,000.00	\$	-	\$	1,000.00
1290 - Other Special Programs	\$	-	\$	-	\$	-	\$	-	\$	-	\$	-
1310 - 1390 Adult/Continuing Education Programs	\$	-	\$	-	\$	-	\$	-	\$	-	\$	-
1410 - 1420 Summer School Programs	\$	-	\$	-	\$	-	\$	-	\$	-	\$	-
1930 - 1990 Other Instructional Programs	\$	-	\$	-	\$	-	\$	-	\$	-	\$	-
2110 - 2119 Attendance & Social Work Services	\$	-	\$	-	\$	-	\$	-	\$	-	\$	-
2120 - 2129 Guidance Services	\$	-	\$	-	\$	-	\$	-	\$	-	\$	-
2130 - 2139 Health Services	\$	-	\$	-	\$	-	\$	-	\$	-	\$	-
2140 - 2149 Psychological Services	\$	-	\$	-	\$	-	\$	-	\$	-	\$	-
2150 - 2159 Speech Pathology	\$	-	\$	-	\$	-	\$	-	\$	-	\$	-
2190 - Other Support Services - Students	\$	-	\$	-	\$	-	\$	-	\$	-	\$	-
2210 - 2290 Improvement of Instruction	\$	16,000.00	\$	4,000.00	\$	35,433.00	\$	-	\$	44,000.00	\$	99,433.00
2220 - 2229 Educational Media Services	\$	-	\$	-	\$	-	\$	-	\$	-	\$	-
Total Instruction:	\$	16,000.00	\$	4,000.00	\$	35,433.00	\$	1,000.00	\$	44,000.00	\$	100,433.00
General Administration												
2320 - 2329 Executive Administrative Services	\$	-	\$	-	\$	-	\$	-	\$	-	\$	-
2330 - Special Area Administration	\$	-	\$	-	\$	-	\$	-	\$	-	\$	-
2500 - 2599 Business Services	\$	-	\$	-	\$	-	\$	-	\$	-	\$	-
Total General Administration:	\$	-	\$	-	\$	-	\$	-	\$	-	\$	-
School Administration												
2410 - 2499 School Administration	\$	-	\$	-	\$	-	\$	-	\$	-	\$	-
Total School Administration:	\$	-	\$	-	\$	-	\$	-	\$	-	\$	-
Other Expenditures - Instr Support												
2610 - 2699 Operation and Maintenance of Plant	\$	-	\$	-	\$	-	\$	-	\$	-	\$	-
2710 - 2799 Student Transportation Services	\$	-	\$	-	\$	-	\$	-	\$	-	\$	-
2800 - 2899 Central Support Services (Tech)	\$	-	\$	-	\$	-	\$	-	\$	-	\$	-
Total Other Expenditures - Instr Support:	\$	-	\$	-	\$	-	\$	-	\$	-	\$	-
Other Expenditures - NonInstr Support												
3100 - Food Service Operations	\$	-	\$	-	\$	-	\$	-	\$	-	\$	-
3200 - Enterprise Operations	\$	-	\$	-	\$	-	\$	-	\$	-	\$	-
3300 - Community Services Operations	\$	-	\$	-	\$	-	\$	-	\$	-	\$	-
3900 - 3999 Other Noninstructional	\$	-	\$	-	\$	-	\$	355.00	\$	-	\$	355.00
Total Other Expenditures - Non-Instr Support	\$	-	\$	-	\$	-	\$	355.00	\$	-	\$	355.00
Total Current Oper Expenditures (1000-3999)	\$	16,000.00	\$	4,000.00	\$	35,433.00	\$	1,355.00	\$	44,000.00	\$	100,788.00
NON-REVENUE TRANSACTIONS:												
7110 Indirect Costs Transfers Out	\$	-	\$	-	\$	-	\$	-	\$	-	\$	-
7120 Other Transfers Out	\$	-	\$	-	\$	-	\$	-	\$	-	\$	-
Total NonRevenue Transactions	\$	-	\$	-	\$	-	\$	-	\$	-	\$	-
Total Expenditure & NonRevenue Transactions	\$	16,000.00	\$	4,000.00	\$	35,433.00	\$	1,355.00	\$	44,000.00	\$	100,788.00


FY 2009-2010		<input type="checkbox"/> Original Budget		<input type="checkbox"/> Amended Budget		LAMAR		School Name:		2/26/10 3:42 PM		
<input type="checkbox"/> Title I, Part A, ARRA - 2562												
	FY 2009-2010 School Budget Summary		Employee	Employee	Prof	Purchased	Other Pur	Supplies	Property	Other	Other	Total
	Salaries	Benefits	100-199	200-299	300-399	400-499	500-599	600-699	700-799	800-899	900-999	All Objects
		100-199	200-299	300-399	400-499	500-599	600-699	700-799	800-899	900-999	100-999	
1105 - Pre-Kindergarten Programs	\$	-	\$	-	\$	-	\$	-	\$	-	\$	-
1110 - Kindergarten Programs	\$	-	\$	-	\$	-	\$	-	\$	-	\$	-
1120 - Elementary Programs	\$	-	\$	-	\$	-	\$	-	\$	-	\$	-
1130 - Middle-Junior High Programs	\$	-	\$	-	\$	-	\$	-	\$	-	\$	-
1140 - High School Programs	\$	-	\$	-	\$	-	\$	-	\$	-	\$	-
1142 - Vocational Educational Programs	\$	-	\$	-	\$	-	\$	-	\$	-	\$	-
1190 - 1199 Other Regular Programs	\$	-	\$	-	\$	-	\$	-	\$	-	\$	-
1210 - Gifted Education Programs	\$	-	\$	-	\$	-	\$	-	\$	-	\$	-
1220 - Special Education Programs	\$	-	\$	-	\$	-	\$	-	\$	-	\$	-
1230 - Alternative School Programs	\$	-	\$	-	\$	-	\$	-	\$	-	\$	-
1250 - Title I Programs	\$	-	\$	-	\$	-	\$	-	\$	-	\$	-
1260 - After School Programs	\$	-	\$	-	\$	-	\$	-	\$	-	\$	-
1270 - Remediation Extended School Year Programs	\$	-	\$	-	\$	-	\$	-	\$	-	\$	-
1280 - Supplemental Education Services (SES)	\$	-	\$	-	\$	-	\$	-	\$	-	\$	-
1290 - Other Special Programs	\$	-	\$	-	\$	-	\$	-	\$	-	\$	-
1310 - 1390 Adult/Continuing Education Programs	\$	-	\$	-	\$	-	\$	-	\$	-	\$	-
1410 - 1420 Summer School Programs	\$	-	\$	-	\$	-	\$	-	\$	-	\$	-
1930 - 1990 Other Instructional Programs	\$	-	\$	-	\$	-	\$	-	\$	-	\$	-
2110 - 2119 Attendance & Social Work Services	\$	-	\$	-	\$	-	\$	-	\$	-	\$	-
2120 - 2129 Guidance Services	\$	-	\$	-	\$	-	\$	-	\$	-	\$	-
2130 - 2139 Health Services	\$	-	\$	-	\$	-	\$	-	\$	-	\$	-
2140 - 2149 Psychological Services	\$	-	\$	-	\$	-	\$	-	\$	-	\$	-
2150 - 2159 Speech Pathology	\$	-	\$	-	\$	-	\$	-	\$	-	\$	-
2190 - Other Support Services - Students	\$	-	\$	-	\$	-	\$	-	\$	-	\$	-
2210 - 2290 Improvement of Instruction	\$	-	\$	-	\$	-	\$	-	\$	-	\$	-
2220 - 2229 Educational Media Services	\$	-	\$	-	\$	-	\$	-	\$	-	\$	-
Total Instruction:	\$	-	\$	-	\$	-	\$	-	\$	-	\$	-
General Administration												
2320 - 2329 Executive Administrative Services	\$	-	\$	-	\$	-	\$	-	\$	-	\$	-
2330 - Special Area Administration	\$	-	\$	-	\$	-	\$	-	\$	-	\$	-
2500 - 2599 Business Services	\$	-	\$	-	\$	-	\$	-	\$	-	\$	-
Total General Administration:	\$	-	\$	-	\$	-	\$	-	\$	-	\$	-
School Administration												
2410 - 2499 School Administration	\$	-	\$	-	\$	-	\$	-	\$	-	\$	-
Total School Administration:	\$	-	\$	-	\$	-	\$	-	\$	-	\$	-
Other Expenditures - Instr Support												
2610 - 2699 Operation and Maintenance of Plant	\$	-	\$	-	\$	-	\$	-	\$	-	\$	-
2710 - 2799 Student Transportation Services	\$	-	\$	-	\$	-	\$	-	\$	-	\$	-
2800 - 2899 Central Support Services (Tech)	\$	-	\$	-	\$	-	\$	-	\$	-	\$	-
Total Other Expenditures - Instr Support:	\$	-	\$	-	\$	-	\$	-	\$	-	\$	-
Other Expenditures - NonInstr Support												
3100 - Food Service Operations	\$	-	\$	-	\$	-	\$	-	\$	-	\$	-
3200 - Enterprise Operations	\$	-	\$	-	\$	-	\$	-	\$	-	\$	-
3300 - Community Services Operations	\$	-	\$	-	\$	-	\$	-	\$	-	\$	-
3900 - 3999 Other Noninstructional	\$	-	\$	-	\$	-	\$	-	\$	-	\$	-
Total Other Expenditures - Non-Instr Support	\$	-	\$	-	\$	-	\$	-	\$	-	\$	-
Total Current Oper Expenditures (1000-3999)	\$	-	\$	-	\$	-	\$	-	\$	-	\$	-
NON-REVENUE TRANSACTIONS:												
7110 Indirect Costs Transfers Out	\$	-	\$	-	\$	-	\$	-	\$	-	\$	-
7120 Other Transfers Out	\$	-	\$	-	\$	-	\$	-	\$	-	\$	-
Total NonRevenue Transactions	\$	-	\$	-	\$	-	\$	-	\$	-	\$	-
Total Expenditure & NonRevenue Transactions	\$	-	\$	-	\$	-	\$	-	\$	-	\$	-


FY 2009-2010		<input type="checkbox"/> Original Budget		<input type="checkbox"/> Amended Budget		LAMAR		School Name:		2/26/10 3:42 PM		
<input type="checkbox"/> Title I, Part A, ARRA - 2562												
 <div style="border: 1px solid black; padding: 5px; display: inline-block;"> FY 2009-2010 School Budget Summary </div>		Employee Salaries 100-199	Employee Benefits 200-299	Prof Services 300-399	Purchased Services 400-499	Other Pur Services 500-599	Supplies 600-699	Property 700-799	Other Objects 800-899	Other Uses 900-999	Total All Objects 100-999	
1105 - Pre-Kindergarten Programs	\$	-	\$	-	\$	-	\$	-	\$	-	\$	-
1110 - Kindergarten Programs	\$	-	\$	-	\$	-	\$	-	\$	-	\$	-
1120 - Elementary Programs	\$	-	\$	-	\$	-	\$	-	\$	-	\$	-
1130 - Middle-Junior High Programs	\$	-	\$	-	\$	-	\$	-	\$	-	\$	-
1140 - High School Programs	\$	-	\$	-	\$	-	\$	-	\$	-	\$	-
1142 - Vocational Educational Programs	\$	-	\$	-	\$	-	\$	-	\$	-	\$	-
1190 - 1199 Other Regular Programs	\$	-	\$	-	\$	-	\$	-	\$	-	\$	-
1210 - Gifted Education Programs	\$	-	\$	-	\$	-	\$	-	\$	-	\$	-
1220 - Special Education Programs	\$	-	\$	-	\$	-	\$	-	\$	-	\$	-
1230 - Alternative School Programs	\$	-	\$	-	\$	-	\$	-	\$	-	\$	-
1250 - Title I Programs	\$	-	\$	-	\$	-	\$	-	\$	-	\$	-
1260 - After School Programs	\$	-	\$	-	\$	-	\$	-	\$	-	\$	-
1270 - Remediation Extended School Year Programs	\$	-	\$	-	\$	-	\$	-	\$	-	\$	-
1280 - Supplemental Education Services (SES)	\$	-	\$	-	\$	-	\$	-	\$	-	\$	-
1290 - Other Special Programs	\$	-	\$	-	\$	-	\$	-	\$	-	\$	-
1310 - 1390 Adult/Continuing Education Programs	\$	-	\$	-	\$	-	\$	-	\$	-	\$	-
1410 - 1420 Summer School Programs	\$	-	\$	-	\$	-	\$	-	\$	-	\$	-
1930 - 1990 Other Instructional Programs	\$	-	\$	-	\$	-	\$	-	\$	-	\$	-
2110 - 2119 Attendance & Social Work Services	\$	-	\$	-	\$	-	\$	-	\$	-	\$	-
2120 - 2129 Guidance Services	\$	-	\$	-	\$	-	\$	-	\$	-	\$	-
2130 - 2139 Health Services	\$	-	\$	-	\$	-	\$	-	\$	-	\$	-
2140 - 2149 Psychological Services	\$	-	\$	-	\$	-	\$	-	\$	-	\$	-
2150 - 2159 Speech Pathology	\$	-	\$	-	\$	-	\$	-	\$	-	\$	-
2190 - Other Support Services - Students	\$	-	\$	-	\$	-	\$	-	\$	-	\$	-
2210 - 2290 Improvement of Instruction	\$	-	\$	-	\$	-	\$	-	\$	-	\$	-
2220 - 2229 Educational Media Services	\$	-	\$	-	\$	-	\$	-	\$	-	\$	-
Total Instruction:	\$	-	\$	-	\$	-	\$	-	\$	-	\$	-
General Administration												
2320 - 2329 Executive Administrative Services	\$	-	\$	-	\$	-	\$	-	\$	-	\$	-
2330 - Special Area Administration	\$	-	\$	-	\$	-	\$	-	\$	-	\$	-
2500 - 2599 Business Services	\$	-	\$	-	\$	-	\$	-	\$	-	\$	-
Total General Administration:	\$	-	\$	-	\$	-	\$	-	\$	-	\$	-
School Administration												
2410 - 2499 School Administration	\$	-	\$	-	\$	-	\$	-	\$	-	\$	-
Total School Administration:	\$	-	\$	-	\$	-	\$	-	\$	-	\$	-
Other Expenditures - Instr Support												
2610 - 2699 Operation and Maintenance of Plant	\$	-	\$	-	\$	-	\$	-	\$	-	\$	-
2710 - 2799 Student Transportation Services	\$	-	\$	-	\$	-	\$	-	\$	-	\$	-
2800 - 2899 Central Support Services (Tech)	\$	-	\$	-	\$	-	\$	-	\$	-	\$	-
Total Other Expenditures - Instr Support:	\$	-	\$	-	\$	-	\$	-	\$	-	\$	-
Other Expenditures - NonInstr Support												
3100 - Food Service Operations	\$	-	\$	-	\$	-	\$	-	\$	-	\$	-
3200 - Enterprise Operations	\$	-	\$	-	\$	-	\$	-	\$	-	\$	-
3300 - Community Services Operations	\$	-	\$	-	\$	-	\$	-	\$	-	\$	-
3900 - 3999 Other Noninstructional	\$	-	\$	-	\$	-	\$	-	\$	-	\$	-
Total Other Expenditures - Non-Instr Support	\$	-	\$	-	\$	-	\$	-	\$	-	\$	-
Total Current Oper Expenditures (1000-3999)	\$	-	\$	-	\$	-	\$	-	\$	-	\$	-
NON-REVENUE TRANSACTIONS:												
7110 Indirect Costs Transfers Out	\$	-	\$	-	\$	-	\$	-	\$	-	\$	-
7120 Other Transfers Out	\$	-	\$	-	\$	-	\$	-	\$	-	\$	-
Total NonRevenue Transactions	\$	-	\$	-	\$	-	\$	-	\$	-	\$	-
Total Expenditure & NonRevenue Transactions	\$	-	\$	-	\$	-	\$	-	\$	-	\$	-


FY 2009-2010		<input type="checkbox"/> Original Budget		<input type="checkbox"/> Amended Budget		LAMAR		School Name:		2/26/10 3:42 PM		
<input type="checkbox"/> Title I, Part A, ARRA - 2562												
 <div style="border: 1px solid black; padding: 5px; display: inline-block;"> FY 2009-2010 School Budget Summary </div>		Employee Salaries 100-199	Employee Benefits 200-299	Prof Services 300-399	Purchased Services 400-499	Other Pur Services 500-599	Supplies 600-699	Property 700-799	Other Objects 800-899	Other Uses 900-999	Total All Objects 100-999	
1105 - Pre-Kindergarten Programs	\$	-	\$	-	\$	-	\$	-	\$	-	\$	-
1110 - Kindergarten Programs	\$	-	\$	-	\$	-	\$	-	\$	-	\$	-
1120 - Elementary Programs	\$	-	\$	-	\$	-	\$	-	\$	-	\$	-
1130 - Middle-Junior High Programs	\$	-	\$	-	\$	-	\$	-	\$	-	\$	-
1140 - High School Programs	\$	-	\$	-	\$	-	\$	-	\$	-	\$	-
1142 - Vocational Educational Programs	\$	-	\$	-	\$	-	\$	-	\$	-	\$	-
1190 - 1199 Other Regular Programs	\$	-	\$	-	\$	-	\$	-	\$	-	\$	-
1210 - Gifted Education Programs	\$	-	\$	-	\$	-	\$	-	\$	-	\$	-
1220 - Special Education Programs	\$	-	\$	-	\$	-	\$	-	\$	-	\$	-
1230 - Alternative School Programs	\$	-	\$	-	\$	-	\$	-	\$	-	\$	-
1250 - Title I Programs	\$	-	\$	-	\$	-	\$	-	\$	-	\$	-
1260 - After School Programs	\$	-	\$	-	\$	-	\$	-	\$	-	\$	-
1270 - Remediation Extended School Year Programs	\$	-	\$	-	\$	-	\$	-	\$	-	\$	-
1280 - Supplemental Education Services (SES)	\$	-	\$	-	\$	-	\$	-	\$	-	\$	-
1290 - Other Special Programs	\$	-	\$	-	\$	-	\$	-	\$	-	\$	-
1310 - 1390 Adult/Continuing Education Programs	\$	-	\$	-	\$	-	\$	-	\$	-	\$	-
1410 - 1420 Summer School Programs	\$	-	\$	-	\$	-	\$	-	\$	-	\$	-
1930 - 1990 Other Instructional Programs	\$	-	\$	-	\$	-	\$	-	\$	-	\$	-
2110 - 2119 Attendance & Social Work Services	\$	-	\$	-	\$	-	\$	-	\$	-	\$	-
2120 - 2129 Guidance Services	\$	-	\$	-	\$	-	\$	-	\$	-	\$	-
2130 - 2139 Health Services	\$	-	\$	-	\$	-	\$	-	\$	-	\$	-
2140 - 2149 Psychological Services	\$	-	\$	-	\$	-	\$	-	\$	-	\$	-
2150 - 2159 Speech Pathology	\$	-	\$	-	\$	-	\$	-	\$	-	\$	-
2190 - Other Support Services - Students	\$	-	\$	-	\$	-	\$	-	\$	-	\$	-
2210 - 2290 Improvement of Instruction	\$	-	\$	-	\$	-	\$	-	\$	-	\$	-
2220 - 2229 Educational Media Services	\$	-	\$	-	\$	-	\$	-	\$	-	\$	-
Total Instruction:	\$	-	\$	-	\$	-	\$	-	\$	-	\$	-
General Administration												
2320 - 2329 Executive Administrative Services	\$	-	\$	-	\$	-	\$	-	\$	-	\$	-
2330 - Special Area Administration	\$	-	\$	-	\$	-	\$	-	\$	-	\$	-
2500 - 2599 Business Services	\$	-	\$	-	\$	-	\$	-	\$	-	\$	-
Total General Administration:	\$	-	\$	-	\$	-	\$	-	\$	-	\$	-
School Administration												
2410 - 2499 School Administration	\$	-	\$	-	\$	-	\$	-	\$	-	\$	-
Total School Administration:	\$	-	\$	-	\$	-	\$	-	\$	-	\$	-
Other Expenditures - Instr Support												
2610 - 2699 Operation and Maintenance of Plant	\$	-	\$	-	\$	-	\$	-	\$	-	\$	-
2710 - 2799 Student Transportation Services	\$	-	\$	-	\$	-	\$	-	\$	-	\$	-
2800 - 2899 Central Support Services (Tech)	\$	-	\$	-	\$	-	\$	-	\$	-	\$	-
Total Other Expenditures - Instr Support:	\$	-	\$	-	\$	-	\$	-	\$	-	\$	-
Other Expenditures - NonInstr Support												
3100 - Food Service Operations	\$	-	\$	-	\$	-	\$	-	\$	-	\$	-
3200 - Enterprise Operations	\$	-	\$	-	\$	-	\$	-	\$	-	\$	-
3300 - Community Services Operations	\$	-	\$	-	\$	-	\$	-	\$	-	\$	-
3900 - 3999 Other Noninstructional	\$	-	\$	-	\$	-	\$	-	\$	-	\$	-
Total Other Expenditures - Non-Instr Support	\$	-	\$	-	\$	-	\$	-	\$	-	\$	-
Total Current Oper Expenditures (1000-3999)	\$	-	\$	-	\$	-	\$	-	\$	-	\$	-
NON-REVENUE TRANSACTIONS:												
7110 Indirect Costs Transfers Out	\$	-	\$	-	\$	-	\$	-	\$	-	\$	-
7120 Other Transfers Out	\$	-	\$	-	\$	-	\$	-	\$	-	\$	-
Total NonRevenue Transactions	\$	-	\$	-	\$	-	\$	-	\$	-	\$	-
Total Expenditure & NonRevenue Transactions	\$	-	\$	-	\$	-	\$	-	\$	-	\$	-


FY 2009-2010		<input type="checkbox"/> Original Budget		<input type="checkbox"/> Amended Budget		LAMAR		School Name:		2/26/10 3:42 PM		
<input type="checkbox"/> Title I, Part A, ARRA - 2562												
 <div style="border: 1px solid black; padding: 5px; display: inline-block;"> FY 2009-2010 School Budget Summary </div>		Employee Salaries 100-199	Employee Benefits 200-299	Prof Services 300-399	Purchased Services 400-499	Other Pur Services 500-599	Supplies 600-699	Property 700-799	Other Objects 800-899	Other Uses 900-999	Total All Objects 100-999	
1105 - Pre-Kindergarten Programs	\$	-	\$	-	\$	-	\$	-	\$	-	\$	-
1110 - Kindergarten Programs	\$	-	\$	-	\$	-	\$	-	\$	-	\$	-
1120 - Elementary Programs	\$	-	\$	-	\$	-	\$	-	\$	-	\$	-
1130 - Middle-Junior High Programs	\$	-	\$	-	\$	-	\$	-	\$	-	\$	-
1140 - High School Programs	\$	-	\$	-	\$	-	\$	-	\$	-	\$	-
1142 - Vocational Educational Programs	\$	-	\$	-	\$	-	\$	-	\$	-	\$	-
1190 - 1199 Other Regular Programs	\$	-	\$	-	\$	-	\$	-	\$	-	\$	-
1210 - Gifted Education Programs	\$	-	\$	-	\$	-	\$	-	\$	-	\$	-
1220 - Special Education Programs	\$	-	\$	-	\$	-	\$	-	\$	-	\$	-
1230 - Alternative School Programs	\$	-	\$	-	\$	-	\$	-	\$	-	\$	-
1250 - Title I Programs	\$	-	\$	-	\$	-	\$	-	\$	-	\$	-
1260 - After School Programs	\$	-	\$	-	\$	-	\$	-	\$	-	\$	-
1270 - Remediation Extended School Year Programs	\$	-	\$	-	\$	-	\$	-	\$	-	\$	-
1280 - Supplemental Education Services (SES)	\$	-	\$	-	\$	-	\$	-	\$	-	\$	-
1290 - Other Special Programs	\$	-	\$	-	\$	-	\$	-	\$	-	\$	-
1310 - 1390 Adult/Continuing Education Programs	\$	-	\$	-	\$	-	\$	-	\$	-	\$	-
1410 - 1420 Summer School Programs	\$	-	\$	-	\$	-	\$	-	\$	-	\$	-
1930 - 1990 Other Instructional Programs	\$	-	\$	-	\$	-	\$	-	\$	-	\$	-
2110 - 2119 Attendance & Social Work Services	\$	-	\$	-	\$	-	\$	-	\$	-	\$	-
2120 - 2129 Guidance Services	\$	-	\$	-	\$	-	\$	-	\$	-	\$	-
2130 - 2139 Health Services	\$	-	\$	-	\$	-	\$	-	\$	-	\$	-
2140 - 2149 Psychological Services	\$	-	\$	-	\$	-	\$	-	\$	-	\$	-
2150 - 2159 Speech Pathology	\$	-	\$	-	\$	-	\$	-	\$	-	\$	-
2190 - Other Support Services - Students	\$	-	\$	-	\$	-	\$	-	\$	-	\$	-
2210 - 2290 Improvement of Instruction	\$	-	\$	-	\$	-	\$	-	\$	-	\$	-
2220 - 2229 Educational Media Services	\$	-	\$	-	\$	-	\$	-	\$	-	\$	-
Total Instruction:	\$	-	\$	-	\$	-	\$	-	\$	-	\$	-
General Administration												
2320 - 2329 Executive Administrative Services	\$	-	\$	-	\$	-	\$	-	\$	-	\$	-
2330 - Special Area Administration	\$	-	\$	-	\$	-	\$	-	\$	-	\$	-
2500 - 2599 Business Services	\$	-	\$	-	\$	-	\$	-	\$	-	\$	-
Total General Administration:	\$	-	\$	-	\$	-	\$	-	\$	-	\$	-
School Administration												
2410 - 2499 School Administration	\$	-	\$	-	\$	-	\$	-	\$	-	\$	-
Total School Administration:	\$	-	\$	-	\$	-	\$	-	\$	-	\$	-
Other Expenditures - Instr Support												
2610 - 2699 Operation and Maintenance of Plant	\$	-	\$	-	\$	-	\$	-	\$	-	\$	-
2710 - 2799 Student Transportation Services	\$	-	\$	-	\$	-	\$	-	\$	-	\$	-
2800 - 2899 Central Support Services (Tech)	\$	-	\$	-	\$	-	\$	-	\$	-	\$	-
Total Other Expenditures - Instr Support:	\$	-	\$	-	\$	-	\$	-	\$	-	\$	-
Other Expenditures - NonInstr Support												
3100 - Food Service Operations	\$	-	\$	-	\$	-	\$	-	\$	-	\$	-
3200 - Enterprise Operations	\$	-	\$	-	\$	-	\$	-	\$	-	\$	-
3300 - Community Services Operations	\$	-	\$	-	\$	-	\$	-	\$	-	\$	-
3900 - 3999 Other Noninstructional	\$	-	\$	-	\$	-	\$	-	\$	-	\$	-
Total Other Expenditures - Non-Instr Support	\$	-	\$	-	\$	-	\$	-	\$	-	\$	-
Total Current Oper Expenditures (1000-3999)	\$	-	\$	-	\$	-	\$	-	\$	-	\$	-
NON-REVENUE TRANSACTIONS:												
7110 Indirect Costs Transfers Out	\$	-	\$	-	\$	-	\$	-	\$	-	\$	-
7120 Other Transfers Out	\$	-	\$	-	\$	-	\$	-	\$	-	\$	-
Total NonRevenue Transactions	\$	-	\$	-	\$	-	\$	-	\$	-	\$	-
Total Expenditure & NonRevenue Transactions	\$	-	\$	-	\$	-	\$	-	\$	-	\$	-


FY 2009-2010		<input type="checkbox"/> Original Budget		<input type="checkbox"/> Amended Budget		LAMAR		School Name:		2/26/10 3:42 PM		
<input type="checkbox"/> Title I, Part A, ARRA - 2562												
 <div style="border: 1px solid black; padding: 5px; display: inline-block;"> FY 2009-2010 School Budget Summary </div>		Employee Salaries 100-199	Employee Benefits 200-299	Prof Services 300-399	Purchased Services 400-499	Other Pur Services 500-599	Supplies 600-699	Property 700-799	Other Objects 800-899	Other Uses 900-999	Total All Objects 100-999	
1105 - Pre-Kindergarten Programs	\$	-	\$	-	\$	-	\$	-	\$	-	\$	-
1110 - Kindergarten Programs	\$	-	\$	-	\$	-	\$	-	\$	-	\$	-
1120 - Elementary Programs	\$	-	\$	-	\$	-	\$	-	\$	-	\$	-
1130 - Middle-Junior High Programs	\$	-	\$	-	\$	-	\$	-	\$	-	\$	-
1140 - High School Programs	\$	-	\$	-	\$	-	\$	-	\$	-	\$	-
1142 - Vocational Educational Programs	\$	-	\$	-	\$	-	\$	-	\$	-	\$	-
1190 - 1199 Other Regular Programs	\$	-	\$	-	\$	-	\$	-	\$	-	\$	-
1210 - Gifted Education Programs	\$	-	\$	-	\$	-	\$	-	\$	-	\$	-
1220 - Special Education Programs	\$	-	\$	-	\$	-	\$	-	\$	-	\$	-
1230 - Alternative School Programs	\$	-	\$	-	\$	-	\$	-	\$	-	\$	-
1250 - Title I Programs	\$	-	\$	-	\$	-	\$	-	\$	-	\$	-
1260 - After School Programs	\$	-	\$	-	\$	-	\$	-	\$	-	\$	-
1270 - Remediation Extended School Year Programs	\$	-	\$	-	\$	-	\$	-	\$	-	\$	-
1280 - Supplemental Education Services (SES)	\$	-	\$	-	\$	-	\$	-	\$	-	\$	-
1290 - Other Special Programs	\$	-	\$	-	\$	-	\$	-	\$	-	\$	-
1310 - 1390 Adult/Continuing Education Programs	\$	-	\$	-	\$	-	\$	-	\$	-	\$	-
1410 - 1420 Summer School Programs	\$	-	\$	-	\$	-	\$	-	\$	-	\$	-
1930 - 1990 Other Instructional Programs	\$	-	\$	-	\$	-	\$	-	\$	-	\$	-
2110 - 2119 Attendance & Social Work Services	\$	-	\$	-	\$	-	\$	-	\$	-	\$	-
2120 - 2129 Guidance Services	\$	-	\$	-	\$	-	\$	-	\$	-	\$	-
2130 - 2139 Health Services	\$	-	\$	-	\$	-	\$	-	\$	-	\$	-
2140 - 2149 Psychological Services	\$	-	\$	-	\$	-	\$	-	\$	-	\$	-
2150 - 2159 Speech Pathology	\$	-	\$	-	\$	-	\$	-	\$	-	\$	-
2190 - Other Support Services - Students	\$	-	\$	-	\$	-	\$	-	\$	-	\$	-
2210 - 2290 Improvement of Instruction	\$	-	\$	-	\$	-	\$	-	\$	-	\$	-
2220 - 2229 Educational Media Services	\$	-	\$	-	\$	-	\$	-	\$	-	\$	-
Total Instruction:	\$	-	\$	-	\$	-	\$	-	\$	-	\$	-
General Administration												
2320 - 2329 Executive Administrative Services	\$	-	\$	-	\$	-	\$	-	\$	-	\$	-
2330 - Special Area Administration	\$	-	\$	-	\$	-	\$	-	\$	-	\$	-
2500 - 2599 Business Services	\$	-	\$	-	\$	-	\$	-	\$	-	\$	-
Total General Administration:	\$	-	\$	-	\$	-	\$	-	\$	-	\$	-
School Administration												
2410 - 2499 School Administration	\$	-	\$	-	\$	-	\$	-	\$	-	\$	-
Total School Administration:	\$	-	\$	-	\$	-	\$	-	\$	-	\$	-
Other Expenditures - Instr Support												
2610 - 2699 Operation and Maintenance of Plant	\$	-	\$	-	\$	-	\$	-	\$	-	\$	-
2710 - 2799 Student Transportation Services	\$	-	\$	-	\$	-	\$	-	\$	-	\$	-
2800 - 2899 Central Support Services (Tech)	\$	-	\$	-	\$	-	\$	-	\$	-	\$	-
Total Other Expenditures - Instr Support:	\$	-	\$	-	\$	-	\$	-	\$	-	\$	-
Other Expenditures - NonInstr Support												
3100 - Food Service Operations	\$	-	\$	-	\$	-	\$	-	\$	-	\$	-
3200 - Enterprise Operations	\$	-	\$	-	\$	-	\$	-	\$	-	\$	-
3300 - Community Services Operations	\$	-	\$	-	\$	-	\$	-	\$	-	\$	-
3900 - 3999 Other Noninstructional	\$	-	\$	-	\$	-	\$	-	\$	-	\$	-
Total Other Expenditures - Non-Instr Support	\$	-	\$	-	\$	-	\$	-	\$	-	\$	-
Total Current Oper Expenditures (1000-3999)	\$	-	\$	-	\$	-	\$	-	\$	-	\$	-
NON-REVENUE TRANSACTIONS:												
7110 Indirect Costs Transfers Out	\$	-	\$	-	\$	-	\$	-	\$	-	\$	-
7120 Other Transfers Out	\$	-	\$	-	\$	-	\$	-	\$	-	\$	-
Total NonRevenue Transactions	\$	-	\$	-	\$	-	\$	-	\$	-	\$	-
Total Expenditure & NonRevenue Transactions	\$	-	\$	-	\$	-	\$	-	\$	-	\$	-


FY 2009-2010		<input type="checkbox"/> Original Budget		<input type="checkbox"/> Amended Budget		LAMAR		School Name:		2/26/10 3:42 PM		
<input type="checkbox"/> Title I, Part A, ARRA - 2562												
 FY 2009-2010 School Budget Summary		Employee Salaries 100-199	Employee Benefits 200-299	Prof Services 300-399	Purchased Services 400-499	Other Pur Services 500-599	Supplies 600-699	Property 700-799	Other Objects 800-899	Other Uses 900-999	Total All Objects 100-999	
1105 - Pre-Kindergarten Programs	\$	-	\$	-	\$	-	\$	-	\$	-	\$	-
1110 - Kindergarten Programs	\$	-	\$	-	\$	-	\$	-	\$	-	\$	-
1120 - Elementary Programs	\$	-	\$	-	\$	-	\$	-	\$	-	\$	-
1130 - Middle-Junior High Programs	\$	-	\$	-	\$	-	\$	-	\$	-	\$	-
1140 - High School Programs	\$	-	\$	-	\$	-	\$	-	\$	-	\$	-
1142 - Vocational Educational Programs	\$	-	\$	-	\$	-	\$	-	\$	-	\$	-
1190 - 1199 Other Regular Programs	\$	-	\$	-	\$	-	\$	-	\$	-	\$	-
1210 - Gifted Education Programs	\$	-	\$	-	\$	-	\$	-	\$	-	\$	-
1220 - Special Education Programs	\$	-	\$	-	\$	-	\$	-	\$	-	\$	-
1230 - Alternative School Programs	\$	-	\$	-	\$	-	\$	-	\$	-	\$	-
1250 - Title I Programs	\$	-	\$	-	\$	-	\$	-	\$	-	\$	-
1260 - After School Programs	\$	-	\$	-	\$	-	\$	-	\$	-	\$	-
1270 - Remediation Extended School Year Programs	\$	-	\$	-	\$	-	\$	-	\$	-	\$	-
1280 - Supplemental Education Services (SES)	\$	-	\$	-	\$	-	\$	-	\$	-	\$	-
1290 - Other Special Programs	\$	-	\$	-	\$	-	\$	-	\$	-	\$	-
1310 - 1390 Adult/Continuing Education Programs	\$	-	\$	-	\$	-	\$	-	\$	-	\$	-
1410 - 1420 Summer School Programs	\$	-	\$	-	\$	-	\$	-	\$	-	\$	-
1930 - 1990 Other Instructional Programs	\$	-	\$	-	\$	-	\$	-	\$	-	\$	-
2110 - 2119 Attendance & Social Work Services	\$	-	\$	-	\$	-	\$	-	\$	-	\$	-
2120 - 2129 Guidance Services	\$	-	\$	-	\$	-	\$	-	\$	-	\$	-
2130 - 2139 Health Services	\$	-	\$	-	\$	-	\$	-	\$	-	\$	-
2140 - 2149 Psychological Services	\$	-	\$	-	\$	-	\$	-	\$	-	\$	-
2150 - 2159 Speech Pathology	\$	-	\$	-	\$	-	\$	-	\$	-	\$	-
2190 - Other Support Services - Students	\$	-	\$	-	\$	-	\$	-	\$	-	\$	-
2210 - 2290 Improvement of Instruction	\$	-	\$	-	\$	-	\$	-	\$	-	\$	-
2220 - 2229 Educational Media Services	\$	-	\$	-	\$	-	\$	-	\$	-	\$	-
Total Instruction:	\$	-	\$	-	\$	-	\$	-	\$	-	\$	-
General Administration												
2320 - 2329 Executive Administrative Services	\$	-	\$	-	\$	-	\$	-	\$	-	\$	-
2330 - Special Area Administration	\$	-	\$	-	\$	-	\$	-	\$	-	\$	-
2500 - 2599 Business Services	\$	-	\$	-	\$	-	\$	-	\$	-	\$	-
Total General Administration:	\$	-	\$	-	\$	-	\$	-	\$	-	\$	-
School Administration												
2410 - 2499 School Administration	\$	-	\$	-	\$	-	\$	-	\$	-	\$	-
Total School Administration:	\$	-	\$	-	\$	-	\$	-	\$	-	\$	-
Other Expenditures - Instr Support												
2610 - 2699 Operation and Maintenance of Plant	\$	-	\$	-	\$	-	\$	-	\$	-	\$	-
2710 - 2799 Student Transportation Services	\$	-	\$	-	\$	-	\$	-	\$	-	\$	-
2800 - 2899 Central Support Services (Tech)	\$	-	\$	-	\$	-	\$	-	\$	-	\$	-
Total Other Expenditures - Instr Support:	\$	-	\$	-	\$	-	\$	-	\$	-	\$	-
Other Expenditures - NonInstr Support												
3100 - Food Service Operations	\$	-	\$	-	\$	-	\$	-	\$	-	\$	-
3200 - Enterprise Operations	\$	-	\$	-	\$	-	\$	-	\$	-	\$	-
3300 - Community Services Operations	\$	-	\$	-	\$	-	\$	-	\$	-	\$	-
3900 - 3999 Other Noninstructional	\$	-	\$	-	\$	-	\$	-	\$	-	\$	-
Total Other Expenditures - Non-Instr Support	\$	-	\$	-	\$	-	\$	-	\$	-	\$	-
Total Current Oper Expenditures (1000-3999)	\$	-	\$	-	\$	-	\$	-	\$	-	\$	-
NON-REVENUE TRANSACTIONS:												
7110 Indirect Costs Transfers Out	\$	-	\$	-	\$	-	\$	-	\$	-	\$	-
7120 Other Transfers Out	\$	-	\$	-	\$	-	\$	-	\$	-	\$	-
Total NonRevenue Transactions	\$	-	\$	-	\$	-	\$	-	\$	-	\$	-
Total Expenditure & NonRevenue Transactions	\$	-	\$	-	\$	-	\$	-	\$	-	\$	-


FY 2009-2010		<input type="checkbox"/> Original Budget		<input type="checkbox"/> Amended Budget		LAMAR		School Name:		2/26/10 3:42 PM		
<input type="checkbox"/> Title I, Part A, ARRA - 2562												
 <div style="border: 1px solid black; padding: 5px; display: inline-block;"> FY 2009-2010 School Budget Summary </div>		Employee Salaries 100-199	Employee Benefits 200-299	Prof Services 300-399	Purchased Services 400-499	Other Pur Services 500-599	Supplies 600-699	Property 700-799	Other Objects 800-899	Other Uses 900-999	Total All Objects 100-999	
1105 - Pre-Kindergarten Programs	\$	-	\$	-	\$	-	\$	-	\$	-	\$	-
1110 - Kindergarten Programs	\$	-	\$	-	\$	-	\$	-	\$	-	\$	-
1120 - Elementary Programs	\$	-	\$	-	\$	-	\$	-	\$	-	\$	-
1130 - Middle-Junior High Programs	\$	-	\$	-	\$	-	\$	-	\$	-	\$	-
1140 - High School Programs	\$	-	\$	-	\$	-	\$	-	\$	-	\$	-
1142 - Vocational Educational Programs	\$	-	\$	-	\$	-	\$	-	\$	-	\$	-
1190 - 1199 Other Regular Programs	\$	-	\$	-	\$	-	\$	-	\$	-	\$	-
1210 - Gifted Education Programs	\$	-	\$	-	\$	-	\$	-	\$	-	\$	-
1220 - Special Education Programs	\$	-	\$	-	\$	-	\$	-	\$	-	\$	-
1230 - Alternative School Programs	\$	-	\$	-	\$	-	\$	-	\$	-	\$	-
1250 - Title I Programs	\$	-	\$	-	\$	-	\$	-	\$	-	\$	-
1260 - After School Programs	\$	-	\$	-	\$	-	\$	-	\$	-	\$	-
1270 - Remediation Extended School Year Programs	\$	-	\$	-	\$	-	\$	-	\$	-	\$	-
1280 - Supplemental Education Services (SES)	\$	-	\$	-	\$	-	\$	-	\$	-	\$	-
1290 - Other Special Programs	\$	-	\$	-	\$	-	\$	-	\$	-	\$	-
1310 - 1390 Adult/Continuing Education Programs	\$	-	\$	-	\$	-	\$	-	\$	-	\$	-
1410 - 1420 Summer School Programs	\$	-	\$	-	\$	-	\$	-	\$	-	\$	-
1930 - 1990 Other Instructional Programs	\$	-	\$	-	\$	-	\$	-	\$	-	\$	-
2110 - 2119 Attendance & Social Work Services	\$	-	\$	-	\$	-	\$	-	\$	-	\$	-
2120 - 2129 Guidance Services	\$	-	\$	-	\$	-	\$	-	\$	-	\$	-
2130 - 2139 Health Services	\$	-	\$	-	\$	-	\$	-	\$	-	\$	-
2140 - 2149 Psychological Services	\$	-	\$	-	\$	-	\$	-	\$	-	\$	-
2150 - 2159 Speech Pathology	\$	-	\$	-	\$	-	\$	-	\$	-	\$	-
2190 - Other Support Services - Students	\$	-	\$	-	\$	-	\$	-	\$	-	\$	-
2210 - 2290 Improvement of Instruction	\$	-	\$	-	\$	-	\$	-	\$	-	\$	-
2220 - 2229 Educational Media Services	\$	-	\$	-	\$	-	\$	-	\$	-	\$	-
Total Instruction:	\$	-	\$	-	\$	-	\$	-	\$	-	\$	-
General Administration												
2320 - 2329 Executive Administrative Services	\$	-	\$	-	\$	-	\$	-	\$	-	\$	-
2330 - Special Area Administration	\$	-	\$	-	\$	-	\$	-	\$	-	\$	-
2500 - 2599 Business Services	\$	-	\$	-	\$	-	\$	-	\$	-	\$	-
Total General Administration:	\$	-	\$	-	\$	-	\$	-	\$	-	\$	-
School Administration												
2410 - 2499 School Administration	\$	-	\$	-	\$	-	\$	-	\$	-	\$	-
Total School Administration:	\$	-	\$	-	\$	-	\$	-	\$	-	\$	-
Other Expenditures - Instr Support												
2610 - 2699 Operation and Maintenance of Plant	\$	-	\$	-	\$	-	\$	-	\$	-	\$	-
2710 - 2799 Student Transportation Services	\$	-	\$	-	\$	-	\$	-	\$	-	\$	-
2800 - 2899 Central Support Services (Tech)	\$	-	\$	-	\$	-	\$	-	\$	-	\$	-
Total Other Expenditures - Instr Support:	\$	-	\$	-	\$	-	\$	-	\$	-	\$	-
Other Expenditures - NonInstr Support												
3100 - Food Service Operations	\$	-	\$	-	\$	-	\$	-	\$	-	\$	-
3200 - Enterprise Operations	\$	-	\$	-	\$	-	\$	-	\$	-	\$	-
3300 - Community Services Operations	\$	-	\$	-	\$	-	\$	-	\$	-	\$	-
3900 - 3999 Other Noninstructional	\$	-	\$	-	\$	-	\$	-	\$	-	\$	-
Total Other Expenditures - Non-Instr Support	\$	-	\$	-	\$	-	\$	-	\$	-	\$	-
Total Current Oper Expenditures (1000-3999)	\$	-	\$	-	\$	-	\$	-	\$	-	\$	-
NON-REVENUE TRANSACTIONS:												
7110 Indirect Costs Transfers Out	\$	-	\$	-	\$	-	\$	-	\$	-	\$	-
7120 Other Transfers Out	\$	-	\$	-	\$	-	\$	-	\$	-	\$	-
Total NonRevenue Transactions	\$	-	\$	-	\$	-	\$	-	\$	-	\$	-
Total Expenditure & NonRevenue Transactions	\$	-	\$	-	\$	-	\$	-	\$	-	\$	-

FY 2009-2010		<input type="checkbox"/> Original Budget		<input type="checkbox"/> Amended Budget		LAMAR		School Name:		2/26/10 3:42 PM		
<input type="checkbox"/> Title I, Part A, ARRA - 2562												
	FY 2009-2010 School Budget Summary		Employee	Employee	Prof	Purchased	Other Pur	Supplies	Property	Other	Other	Total
	Salaries	Benefits	100-199	200-299	300-399	400-499	500-599	600-699	700-799	800-899	900-999	All Objects
100-199	200-299	300-399	400-499	500-599	600-699	700-799	800-899	900-999	1000-1099	1100-1199	1200-1299	1300-1399
1105 - Pre-Kindergarten Programs	\$	-	\$	-	\$	-	\$	-	\$	-	\$	-
1110 - Kindergarten Programs	\$	-	\$	-	\$	-	\$	-	\$	-	\$	-
1120 - Elementary Programs	\$	-	\$	-	\$	-	\$	-	\$	-	\$	-
1130 - Middle-Junior High Programs	\$	-	\$	-	\$	-	\$	-	\$	-	\$	-
1140 - High School Programs	\$	-	\$	-	\$	-	\$	-	\$	-	\$	-
1142 - Vocational Educational Programs	\$	-	\$	-	\$	-	\$	-	\$	-	\$	-
1190 - 1199 Other Regular Programs	\$	-	\$	-	\$	-	\$	-	\$	-	\$	-
1210 - Gifted Education Programs	\$	-	\$	-	\$	-	\$	-	\$	-	\$	-
1220 - Special Education Programs	\$	-	\$	-	\$	-	\$	-	\$	-	\$	-
1230 - Alternative School Programs	\$	-	\$	-	\$	-	\$	-	\$	-	\$	-
1250 - Title I Programs	\$	-	\$	-	\$	-	\$	-	\$	-	\$	-
1260 - After School Programs	\$	-	\$	-	\$	-	\$	-	\$	-	\$	-
1270 - Remediation Extended School Year Programs	\$	-	\$	-	\$	-	\$	-	\$	-	\$	-
1280 - Supplemental Education Services (SES)	\$	-	\$	-	\$	-	\$	-	\$	-	\$	-
1290 - Other Special Programs	\$	-	\$	-	\$	-	\$	-	\$	-	\$	-
1310 - 1390 Adult/Continuing Education Programs	\$	-	\$	-	\$	-	\$	-	\$	-	\$	-
1410 - 1420 Summer School Programs	\$	-	\$	-	\$	-	\$	-	\$	-	\$	-
1930 - 1990 Other Instructional Programs	\$	-	\$	-	\$	-	\$	-	\$	-	\$	-
2110 - 2119 Attendance & Social Work Services	\$	-	\$	-	\$	-	\$	-	\$	-	\$	-
2120 - 2129 Guidance Services	\$	-	\$	-	\$	-	\$	-	\$	-	\$	-
2130 - 2139 Health Services	\$	-	\$	-	\$	-	\$	-	\$	-	\$	-
2140 - 2149 Psychological Services	\$	-	\$	-	\$	-	\$	-	\$	-	\$	-
2150 - 2159 Speech Pathology	\$	-	\$	-	\$	-	\$	-	\$	-	\$	-
2190 - Other Support Services - Students	\$	-	\$	-	\$	-	\$	-	\$	-	\$	-
2210 - 2290 Improvement of Instruction	\$	-	\$	-	\$	-	\$	-	\$	-	\$	-
2220 - 2229 Educational Media Services	\$	-	\$	-	\$	-	\$	-	\$	-	\$	-
Total Instruction:	\$	-	\$	-	\$	-	\$	-	\$	-	\$	-
General Administration												
2320 - 2329 Executive Administrative Services	\$	-	\$	-	\$	-	\$	-	\$	-	\$	-
2330 - Special Area Administration	\$	-	\$	-	\$	-	\$	-	\$	-	\$	-
2500 - 2599 Business Services	\$	-	\$	-	\$	-	\$	-	\$	-	\$	-
Total General Administration:	\$	-	\$	-	\$	-	\$	-	\$	-	\$	-
School Administration												
2410 - 2499 School Administration	\$	-	\$	-	\$	-	\$	-	\$	-	\$	-
Total School Administration:	\$	-	\$	-	\$	-	\$	-	\$	-	\$	-
Other Expenditures - Instr Support												
2610 - 2699 Operation and Maintenance of Plant	\$	-	\$	-	\$	-	\$	-	\$	-	\$	-
2710 - 2799 Student Transportation Services	\$	-	\$	-	\$	-	\$	-	\$	-	\$	-
2800 - 2899 Central Support Services (Tech)	\$	-	\$	-	\$	-	\$	-	\$	-	\$	-
Total Other Expenditures - Instr Support:	\$	-	\$	-	\$	-	\$	-	\$	-	\$	-
Other Expenditures - NonInstr Support												
3100 - Food Service Operations	\$	-	\$	-	\$	-	\$	-	\$	-	\$	-
3200 - Enterprise Operations	\$	-	\$	-	\$	-	\$	-	\$	-	\$	-
3300 - Community Services Operations	\$	-	\$	-	\$	-	\$	-	\$	-	\$	-
3900 - 3999 Other Noninstructional	\$	-	\$	-	\$	-	\$	-	\$	-	\$	-
Total Other Expenditures - Non-Instr Support	\$	-	\$	-	\$	-	\$	-	\$	-	\$	-
Total Current Oper Expenditures (1000-3999)	\$	-	\$	-	\$	-	\$	-	\$	-	\$	-
NON-REVENUE TRANSACTIONS:												
7110 Indirect Costs Transfers Out	\$	-	\$	-	\$	-	\$	-	\$	-	\$	-
7120 Other Transfers Out	\$	-	\$	-	\$	-	\$	-	\$	-	\$	-
Total NonRevenue Transactions	\$	-	\$	-	\$	-	\$	-	\$	-	\$	-
Total Expenditure & NonRevenue Transactions	\$	-	\$	-	\$	-	\$	-	\$	-	\$	-

FY 2009-2010		<input type="checkbox"/> Original Budget		<input type="checkbox"/> Amended Budget		LAMAR		School Name:		2/26/10 3:42 PM		
<input type="checkbox"/> Title I, Part A, ARRA - 2562												
 <div style="border: 1px solid black; padding: 5px; display: inline-block;"> FY 2009-2010 School Budget Summary </div>		Employee Salaries 100-199	Employee Benefits 200-299	Prof Services 300-399	Purchased Services 400-499	Other Pur Services 500-599	Supplies 600-699	Property 700-799	Other Objects 800-899	Other Uses 900-999	Total All Objects 100-999	
1105 - Pre-Kindergarten Programs	\$	-	\$	-	\$	-	\$	-	\$	-	\$	-
1110 - Kindergarten Programs	\$	-	\$	-	\$	-	\$	-	\$	-	\$	-
1120 - Elementary Programs	\$	-	\$	-	\$	-	\$	-	\$	-	\$	-
1130 - Middle-Junior High Programs	\$	-	\$	-	\$	-	\$	-	\$	-	\$	-
1140 - High School Programs	\$	-	\$	-	\$	-	\$	-	\$	-	\$	-
1142 - Vocational Educational Programs	\$	-	\$	-	\$	-	\$	-	\$	-	\$	-
1190 - 1199 Other Regular Programs	\$	-	\$	-	\$	-	\$	-	\$	-	\$	-
1210 - Gifted Education Programs	\$	-	\$	-	\$	-	\$	-	\$	-	\$	-
1220 - Special Education Programs	\$	-	\$	-	\$	-	\$	-	\$	-	\$	-
1230 - Alternative School Programs	\$	-	\$	-	\$	-	\$	-	\$	-	\$	-
1250 - Title I Programs	\$	-	\$	-	\$	-	\$	-	\$	-	\$	-
1260 - After School Programs	\$	-	\$	-	\$	-	\$	-	\$	-	\$	-
1270 - Remediation Extended School Year Programs	\$	-	\$	-	\$	-	\$	-	\$	-	\$	-
1280 - Supplemental Education Services (SES)	\$	-	\$	-	\$	-	\$	-	\$	-	\$	-
1290 - Other Special Programs	\$	-	\$	-	\$	-	\$	-	\$	-	\$	-
1310 - 1390 Adult/Continuing Education Programs	\$	-	\$	-	\$	-	\$	-	\$	-	\$	-
1410 - 1420 Summer School Programs	\$	-	\$	-	\$	-	\$	-	\$	-	\$	-
1930 - 1990 Other Instructional Programs	\$	-	\$	-	\$	-	\$	-	\$	-	\$	-
2110 - 2119 Attendance & Social Work Services	\$	-	\$	-	\$	-	\$	-	\$	-	\$	-
2120 - 2129 Guidance Services	\$	-	\$	-	\$	-	\$	-	\$	-	\$	-
2130 - 2139 Health Services	\$	-	\$	-	\$	-	\$	-	\$	-	\$	-
2140 - 2149 Psychological Services	\$	-	\$	-	\$	-	\$	-	\$	-	\$	-
2150 - 2159 Speech Pathology	\$	-	\$	-	\$	-	\$	-	\$	-	\$	-
2190 - Other Support Services - Students	\$	-	\$	-	\$	-	\$	-	\$	-	\$	-
2210 - 2290 Improvement of Instruction	\$	-	\$	-	\$	-	\$	-	\$	-	\$	-
2220 - 2229 Educational Media Services	\$	-	\$	-	\$	-	\$	-	\$	-	\$	-
Total Instruction:	\$	-	\$	-	\$	-	\$	-	\$	-	\$	-
General Administration												
2320 - 2329 Executive Administrative Services	\$	-	\$	-	\$	-	\$	-	\$	-	\$	-
2330 - Special Area Administration	\$	-	\$	-	\$	-	\$	-	\$	-	\$	-
2500 - 2599 Business Services	\$	-	\$	-	\$	-	\$	-	\$	-	\$	-
Total General Administration:	\$	-	\$	-	\$	-	\$	-	\$	-	\$	-
School Administration												
2410 - 2499 School Administration	\$	-	\$	-	\$	-	\$	-	\$	-	\$	-
Total School Administration:	\$	-	\$	-	\$	-	\$	-	\$	-	\$	-
Other Expenditures - Instr Support												
2610 - 2699 Operation and Maintenance of Plant	\$	-	\$	-	\$	-	\$	-	\$	-	\$	-
2710 - 2799 Student Transportation Services	\$	-	\$	-	\$	-	\$	-	\$	-	\$	-
2800 - 2899 Central Support Services (Tech)	\$	-	\$	-	\$	-	\$	-	\$	-	\$	-
Total Other Expenditures - Instr Support:	\$	-	\$	-	\$	-	\$	-	\$	-	\$	-
Other Expenditures - NonInstr Support												
3100 - Food Service Operations	\$	-	\$	-	\$	-	\$	-	\$	-	\$	-
3200 - Enterprise Operations	\$	-	\$	-	\$	-	\$	-	\$	-	\$	-
3300 - Community Services Operations	\$	-	\$	-	\$	-	\$	-	\$	-	\$	-
3900 - 3999 Other Noninstructional	\$	-	\$	-	\$	-	\$	-	\$	-	\$	-
Total Other Expenditures - Non-Instr Support	\$	-	\$	-	\$	-	\$	-	\$	-	\$	-
Total Current Oper Expenditures (1000-3999)	\$	-	\$	-	\$	-	\$	-	\$	-	\$	-
NON-REVENUE TRANSACTIONS:												
7110 Indirect Costs Transfers Out	\$	-	\$	-	\$	-	\$	-	\$	-	\$	-
7120 Other Transfers Out	\$	-	\$	-	\$	-	\$	-	\$	-	\$	-
Total NonRevenue Transactions	\$	-	\$	-	\$	-	\$	-	\$	-	\$	-
Total Expenditure & NonRevenue Transactions	\$	-	\$	-	\$	-	\$	-	\$	-	\$	-

FY 2009-2010		<input type="checkbox"/> Original Budget		<input type="checkbox"/> Amended Budget		LAMAR		School Name:		2/26/10 3:42 PM		
<input type="checkbox"/> Title I, Part A, ARRA - 2562												
 <div style="border: 1px solid black; padding: 5px; display: inline-block;"> FY 2009-2010 School Budget Summary </div>		Employee Salaries 100-199	Employee Benefits 200-299	Prof Services 300-399	Purchased Services 400-499	Other Pur Services 500-599	Supplies 600-699	Property 700-799	Other Objects 800-899	Other Uses 900-999	Total All Objects 100-999	
1105 - Pre-Kindergarten Programs	\$	-	\$	-	\$	-	\$	-	\$	-	\$	-
1110 - Kindergarten Programs	\$	-	\$	-	\$	-	\$	-	\$	-	\$	-
1120 - Elementary Programs	\$	-	\$	-	\$	-	\$	-	\$	-	\$	-
1130 - Middle-Junior High Programs	\$	-	\$	-	\$	-	\$	-	\$	-	\$	-
1140 - High School Programs	\$	-	\$	-	\$	-	\$	-	\$	-	\$	-
1142 - Vocational Educational Programs	\$	-	\$	-	\$	-	\$	-	\$	-	\$	-
1190 - 1199 Other Regular Programs	\$	-	\$	-	\$	-	\$	-	\$	-	\$	-
1210 - Gifted Education Programs	\$	-	\$	-	\$	-	\$	-	\$	-	\$	-
1220 - Special Education Programs	\$	-	\$	-	\$	-	\$	-	\$	-	\$	-
1230 - Alternative School Programs	\$	-	\$	-	\$	-	\$	-	\$	-	\$	-
1250 - Title I Programs	\$	-	\$	-	\$	-	\$	-	\$	-	\$	-
1260 - After School Programs	\$	-	\$	-	\$	-	\$	-	\$	-	\$	-
1270 - Remediation Extended School Year Programs	\$	-	\$	-	\$	-	\$	-	\$	-	\$	-
1280 - Supplemental Education Services (SES)	\$	-	\$	-	\$	-	\$	-	\$	-	\$	-
1290 - Other Special Programs	\$	-	\$	-	\$	-	\$	-	\$	-	\$	-
1310 - 1390 Adult/Continuing Education Programs	\$	-	\$	-	\$	-	\$	-	\$	-	\$	-
1410 - 1420 Summer School Programs	\$	-	\$	-	\$	-	\$	-	\$	-	\$	-
1930 - 1990 Other Instructional Programs	\$	-	\$	-	\$	-	\$	-	\$	-	\$	-
2110 - 2119 Attendance & Social Work Services	\$	-	\$	-	\$	-	\$	-	\$	-	\$	-
2120 - 2129 Guidance Services	\$	-	\$	-	\$	-	\$	-	\$	-	\$	-
2130 - 2139 Health Services	\$	-	\$	-	\$	-	\$	-	\$	-	\$	-
2140 - 2149 Psychological Services	\$	-	\$	-	\$	-	\$	-	\$	-	\$	-
2150 - 2159 Speech Pathology	\$	-	\$	-	\$	-	\$	-	\$	-	\$	-
2190 - Other Support Services - Students	\$	-	\$	-	\$	-	\$	-	\$	-	\$	-
2210 - 2290 Improvement of Instruction	\$	-	\$	-	\$	-	\$	-	\$	-	\$	-
2220 - 2229 Educational Media Services	\$	-	\$	-	\$	-	\$	-	\$	-	\$	-
Total Instruction:	\$	-	\$	-	\$	-	\$	-	\$	-	\$	-
General Administration												
2320 - 2329 Executive Administrative Services	\$	-	\$	-	\$	-	\$	-	\$	-	\$	-
2330 - Special Area Administration	\$	-	\$	-	\$	-	\$	-	\$	-	\$	-
2500 - 2599 Business Services	\$	-	\$	-	\$	-	\$	-	\$	-	\$	-
Total General Administration:	\$	-	\$	-	\$	-	\$	-	\$	-	\$	-
School Administration												
2410 - 2499 School Administration	\$	-	\$	-	\$	-	\$	-	\$	-	\$	-
Total School Administration:	\$	-	\$	-	\$	-	\$	-	\$	-	\$	-
Other Expenditures - Instr Support												
2610 - 2699 Operation and Maintenance of Plant	\$	-	\$	-	\$	-	\$	-	\$	-	\$	-
2710 - 2799 Student Transportation Services	\$	-	\$	-	\$	-	\$	-	\$	-	\$	-
2800 - 2899 Central Support Services (Tech)	\$	-	\$	-	\$	-	\$	-	\$	-	\$	-
Total Other Expenditures - Instr Support:	\$	-	\$	-	\$	-	\$	-	\$	-	\$	-
Other Expenditures - NonInstr Support												
3100 - Food Service Operations	\$	-	\$	-	\$	-	\$	-	\$	-	\$	-
3200 - Enterprise Operations	\$	-	\$	-	\$	-	\$	-	\$	-	\$	-
3300 - Community Services Operations	\$	-	\$	-	\$	-	\$	-	\$	-	\$	-
3900 - 3999 Other Noninstructional	\$	-	\$	-	\$	-	\$	-	\$	-	\$	-
Total Other Expenditures - Non-Instr Support	\$	-	\$	-	\$	-	\$	-	\$	-	\$	-
Total Current Oper Expenditures (1000-3999)	\$	-	\$	-	\$	-	\$	-	\$	-	\$	-
NON-REVENUE TRANSACTIONS:												
7110 Indirect Costs Transfers Out	\$	-	\$	-	\$	-	\$	-	\$	-	\$	-
7120 Other Transfers Out	\$	-	\$	-	\$	-	\$	-	\$	-	\$	-
Total NonRevenue Transactions	\$	-	\$	-	\$	-	\$	-	\$	-	\$	-
Total Expenditure & NonRevenue Transactions	\$	-	\$	-	\$	-	\$	-	\$	-	\$	-

FY 2009-2010		<input type="checkbox"/> Original Budget		<input type="checkbox"/> Amended Budget		LAMAR		School Name:		2/26/10 3:42 PM		
<input type="checkbox"/> Title I, Part A, ARRA - 2562												
 FY 2009-2010 School Budget Summary		Employee Salaries 100-199	Employee Benefits 200-299	Prof Services 300-399	Purchased Services 400-499	Other Pur Services 500-599	Supplies 600-699	Property 700-799	Other Objects 800-899	Other Uses 900-999	Total All Objects 100-999	
1105 - Pre-Kindergarten Programs	\$	-	\$	-	\$	-	\$	-	\$	-	\$	-
1110 - Kindergarten Programs	\$	-	\$	-	\$	-	\$	-	\$	-	\$	-
1120 - Elementary Programs	\$	-	\$	-	\$	-	\$	-	\$	-	\$	-
1130 - Middle-Junior High Programs	\$	-	\$	-	\$	-	\$	-	\$	-	\$	-
1140 - High School Programs	\$	-	\$	-	\$	-	\$	-	\$	-	\$	-
1142 - Vocational Educational Programs	\$	-	\$	-	\$	-	\$	-	\$	-	\$	-
1190 - 1199 Other Regular Programs	\$	-	\$	-	\$	-	\$	-	\$	-	\$	-
1210 - Gifted Education Programs	\$	-	\$	-	\$	-	\$	-	\$	-	\$	-
1220 - Special Education Programs	\$	-	\$	-	\$	-	\$	-	\$	-	\$	-
1230 - Alternative School Programs	\$	-	\$	-	\$	-	\$	-	\$	-	\$	-
1250 - Title I Programs	\$	-	\$	-	\$	-	\$	-	\$	-	\$	-
1260 - After School Programs	\$	-	\$	-	\$	-	\$	-	\$	-	\$	-
1270 - Remediation Extended School Year Programs	\$	-	\$	-	\$	-	\$	-	\$	-	\$	-
1280 - Supplemental Education Services (SES)	\$	-	\$	-	\$	-	\$	-	\$	-	\$	-
1290 - Other Special Programs	\$	-	\$	-	\$	-	\$	-	\$	-	\$	-
1310 - 1390 Adult/Continuing Education Programs	\$	-	\$	-	\$	-	\$	-	\$	-	\$	-
1410 - 1420 Summer School Programs	\$	-	\$	-	\$	-	\$	-	\$	-	\$	-
1930 - 1990 Other Instructional Programs	\$	-	\$	-	\$	-	\$	-	\$	-	\$	-
2110 - 2119 Attendance & Social Work Services	\$	-	\$	-	\$	-	\$	-	\$	-	\$	-
2120 - 2129 Guidance Services	\$	-	\$	-	\$	-	\$	-	\$	-	\$	-
2130 - 2139 Health Services	\$	-	\$	-	\$	-	\$	-	\$	-	\$	-
2140 - 2149 Psychological Services	\$	-	\$	-	\$	-	\$	-	\$	-	\$	-
2150 - 2159 Speech Pathology	\$	-	\$	-	\$	-	\$	-	\$	-	\$	-
2190 - Other Support Services - Students	\$	-	\$	-	\$	-	\$	-	\$	-	\$	-
2210 - 2290 Improvement of Instruction	\$	-	\$	-	\$	-	\$	-	\$	-	\$	-
2220 - 2229 Educational Media Services	\$	-	\$	-	\$	-	\$	-	\$	-	\$	-
Total Instruction:	\$	-	\$	-	\$	-	\$	-	\$	-	\$	-
General Administration												
2320 - 2329 Executive Administrative Services	\$	-	\$	-	\$	-	\$	-	\$	-	\$	-
2330 - Special Area Administration	\$	-	\$	-	\$	-	\$	-	\$	-	\$	-
2500 - 2599 Business Services	\$	-	\$	-	\$	-	\$	-	\$	-	\$	-
Total General Administration:	\$	-	\$	-	\$	-	\$	-	\$	-	\$	-
School Administration												
2410 - 2499 School Administration	\$	-	\$	-	\$	-	\$	-	\$	-	\$	-
Total School Administration:	\$	-	\$	-	\$	-	\$	-	\$	-	\$	-
Other Expenditures - Instr Support												
2610 - 2699 Operation and Maintenance of Plant	\$	-	\$	-	\$	-	\$	-	\$	-	\$	-
2710 - 2799 Student Transportation Services	\$	-	\$	-	\$	-	\$	-	\$	-	\$	-
2800 - 2899 Central Support Services (Tech)	\$	-	\$	-	\$	-	\$	-	\$	-	\$	-
Total Other Expenditures - Instr Support:	\$	-	\$	-	\$	-	\$	-	\$	-	\$	-
Other Expenditures - NonInstr Support												
3100 - Food Service Operations	\$	-	\$	-	\$	-	\$	-	\$	-	\$	-
3200 - Enterprise Operations	\$	-	\$	-	\$	-	\$	-	\$	-	\$	-
3300 - Community Services Operations	\$	-	\$	-	\$	-	\$	-	\$	-	\$	-
3900 - 3999 Other Noninstructional	\$	-	\$	-	\$	-	\$	-	\$	-	\$	-
Total Other Expenditures - Non-Instr Support	\$	-	\$	-	\$	-	\$	-	\$	-	\$	-
Total Current Oper Expenditures (1000-3999)	\$	-	\$	-	\$	-	\$	-	\$	-	\$	-
NON-REVENUE TRANSACTIONS:												
7110 Indirect Costs Transfers Out	\$	-	\$	-	\$	-	\$	-	\$	-	\$	-
7120 Other Transfers Out	\$	-	\$	-	\$	-	\$	-	\$	-	\$	-
Total NonRevenue Transactions	\$	-	\$	-	\$	-	\$	-	\$	-	\$	-
Total Expenditure & NonRevenue Transactions	\$	-	\$	-	\$	-	\$	-	\$	-	\$	-

FY 2009-2010		<input type="checkbox"/> Original Budget		<input type="checkbox"/> Amended Budget		LAMAR		School Name:		2/26/10 3:42 PM		
<input type="checkbox"/> Title I, Part A, ARRA - 2562												
 <div style="border: 1px solid black; padding: 5px; display: inline-block;"> FY 2009-2010 School Budget Summary </div>		Employee Salaries 100-199	Employee Benefits 200-299	Prof Services 300-399	Purchased Services 400-499	Other Pur Services 500-599	Supplies 600-699	Property 700-799	Other Objects 800-899	Other Uses 900-999	Total All Objects 100-999	
1105 - Pre-Kindergarten Programs	\$	-	\$	-	\$	-	\$	-	\$	-	\$	-
1110 - Kindergarten Programs	\$	-	\$	-	\$	-	\$	-	\$	-	\$	-
1120 - Elementary Programs	\$	-	\$	-	\$	-	\$	-	\$	-	\$	-
1130 - Middle-Junior High Programs	\$	-	\$	-	\$	-	\$	-	\$	-	\$	-
1140 - High School Programs	\$	-	\$	-	\$	-	\$	-	\$	-	\$	-
1142 - Vocational Educational Programs	\$	-	\$	-	\$	-	\$	-	\$	-	\$	-
1190 - 1199 Other Regular Programs	\$	-	\$	-	\$	-	\$	-	\$	-	\$	-
1210 - Gifted Education Programs	\$	-	\$	-	\$	-	\$	-	\$	-	\$	-
1220 - Special Education Programs	\$	-	\$	-	\$	-	\$	-	\$	-	\$	-
1230 - Alternative School Programs	\$	-	\$	-	\$	-	\$	-	\$	-	\$	-
1250 - Title I Programs	\$	-	\$	-	\$	-	\$	-	\$	-	\$	-
1260 - After School Programs	\$	-	\$	-	\$	-	\$	-	\$	-	\$	-
1270 - Remediation Extended School Year Programs	\$	-	\$	-	\$	-	\$	-	\$	-	\$	-
1280 - Supplemental Education Services (SES)	\$	-	\$	-	\$	-	\$	-	\$	-	\$	-
1290 - Other Special Programs	\$	-	\$	-	\$	-	\$	-	\$	-	\$	-
1310 - 1390 Adult/Continuing Education Programs	\$	-	\$	-	\$	-	\$	-	\$	-	\$	-
1410 - 1420 Summer School Programs	\$	-	\$	-	\$	-	\$	-	\$	-	\$	-
1930 - 1990 Other Instructional Programs	\$	-	\$	-	\$	-	\$	-	\$	-	\$	-
2110 - 2119 Attendance & Social Work Services	\$	-	\$	-	\$	-	\$	-	\$	-	\$	-
2120 - 2129 Guidance Services	\$	-	\$	-	\$	-	\$	-	\$	-	\$	-
2130 - 2139 Health Services	\$	-	\$	-	\$	-	\$	-	\$	-	\$	-
2140 - 2149 Psychological Services	\$	-	\$	-	\$	-	\$	-	\$	-	\$	-
2150 - 2159 Speech Pathology	\$	-	\$	-	\$	-	\$	-	\$	-	\$	-
2190 - Other Support Services - Students	\$	-	\$	-	\$	-	\$	-	\$	-	\$	-
2210 - 2290 Improvement of Instruction	\$	-	\$	-	\$	-	\$	-	\$	-	\$	-
2220 - 2229 Educational Media Services	\$	-	\$	-	\$	-	\$	-	\$	-	\$	-
Total Instruction:	\$	-	\$	-	\$	-	\$	-	\$	-	\$	-
General Administration												
2320 - 2329 Executive Administrative Services	\$	-	\$	-	\$	-	\$	-	\$	-	\$	-
2330 - Special Area Administration	\$	-	\$	-	\$	-	\$	-	\$	-	\$	-
2500 - 2599 Business Services	\$	-	\$	-	\$	-	\$	-	\$	-	\$	-
Total General Administration:	\$	-	\$	-	\$	-	\$	-	\$	-	\$	-
School Administration												
2410 - 2499 School Administration	\$	-	\$	-	\$	-	\$	-	\$	-	\$	-
Total School Administration:	\$	-	\$	-	\$	-	\$	-	\$	-	\$	-
Other Expenditures - Instr Support												
2610 - 2699 Operation and Maintenance of Plant	\$	-	\$	-	\$	-	\$	-	\$	-	\$	-
2710 - 2799 Student Transportation Services	\$	-	\$	-	\$	-	\$	-	\$	-	\$	-
2800 - 2899 Central Support Services (Tech)	\$	-	\$	-	\$	-	\$	-	\$	-	\$	-
Total Other Expenditures - Instr Support:	\$	-	\$	-	\$	-	\$	-	\$	-	\$	-
Other Expenditures - NonInstr Support												
3100 - Food Service Operations	\$	-	\$	-	\$	-	\$	-	\$	-	\$	-
3200 - Enterprise Operations	\$	-	\$	-	\$	-	\$	-	\$	-	\$	-
3300 - Community Services Operations	\$	-	\$	-	\$	-	\$	-	\$	-	\$	-
3900 - 3999 Other Noninstructional	\$	-	\$	-	\$	-	\$	-	\$	-	\$	-
Total Other Expenditures - Non-Instr Support	\$	-	\$	-	\$	-	\$	-	\$	-	\$	-
Total Current Oper Expenditures (1000-3999)	\$	-	\$	-	\$	-	\$	-	\$	-	\$	-
NON-REVENUE TRANSACTIONS:												
7110 Indirect Costs Transfers Out	\$	-	\$	-	\$	-	\$	-	\$	-	\$	-
7120 Other Transfers Out	\$	-	\$	-	\$	-	\$	-	\$	-	\$	-
Total NonRevenue Transactions	\$	-	\$	-	\$	-	\$	-	\$	-	\$	-
Total Expenditure & NonRevenue Transactions	\$	-	\$	-	\$	-	\$	-	\$	-	\$	-