

Lamar County School District (District 3700)

Dr. Ben Burnett, Superintendent
ben.burnett@lamarcountyschools.org
300 North Street
Purvis, MS 39475

— DISTRICT PROFILE —

Section Source: MDE/SY 2007-2008

Student Data — Demographics

	This District	Mississippi
Total Enrollment	7,853	493,302
Free and Reduced Lunch	41.75%	66.31%
Average Daily Attendance	97.09%	96.22%

Student Data — Racial Makeup

Race	This District	Mississippi
Asian	1.46%	0.87%
Black	19.87%	50.61%
Hispanic	2.43%	1.92%
Native American	0.10%	0.20%
White	76.14%	46.40%

Student Data — Special Education

IEP Students as a Percentage of All Students	13.93%
Actual Number of IEP Students	1,094

* IEP = Individualized Education Program

School District Staff

	This District	Mississippi
Number of Employees (FTE) ^{1 2}	1,209.38	70,600.12
Number of Teachers (FTE) ^{1 2}	589.49	33,972.78
National Board Certified Teachers	66	2,931
Highly Qualified Teachers	97.4%	94.1%
Emergency/Provisional Teachers	1.0%	3.8%
Number of Special Education Teachers (FTE) ^{1 2}	Not Available	
Highly Qualified Special Education Teachers	79.0%	72.5%
Emergency Special Education Teachers	0.6%	10.1%

¹FTE = Full Time Equivalent

²Data from SY 2008-2009

— ACADEMIC ACHIEVEMENT —

Section Source: MDE

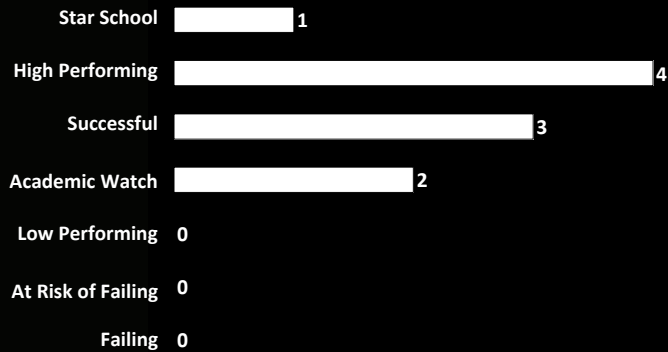
2009 State Accountability Label²

—High Performing—

2009-2010 Accreditation Status²

—Accredited—

Number of Schools by Accountability Label



Graduation and Completion Data (First Time 9th Graders in 04-05)

	All Students	IEP Students	Mississippi
Graduation Rate	77.9%	19.8%	72.0%
Completion Rate (w/ graduates)	85.2%	65.4%	80.1%
Dropout Rate	14.1%	34.6%	16.0%
Occupational Diplomas	20.64	20.64	454
Certificates of Attendance	NR	NR	1,072

ACT Information (2007-2008)

	This District	Mississippi
Graduates Taking ACT (estimated)	87.37%	94.37%
Average ACT Score	20.8	18.9

* ACT = American College Test

Expulsions & Out of School Suspensions > 10 Days (2007-2008)

	This District	Mississippi
IEP Students	1.48%	0.84%
All Non-IEP Students	4.05%	3.77%

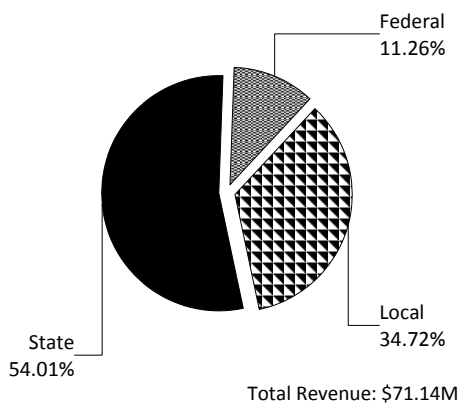
* NR = Less Than 10 Students or No Results Reported

² Data from SY 2008-2009

— FINANCIAL DATA —

Section Source: MDE/SY 2007-2008

Revenue Sources



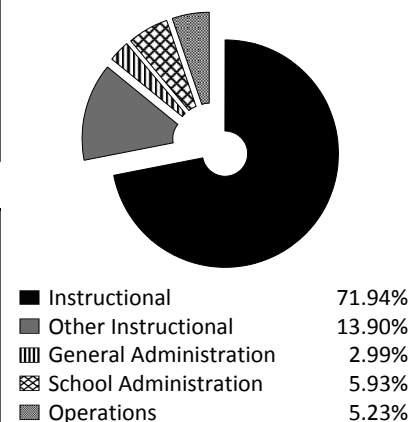
Millage and Assessed Valuation

	This District	Mississippi
Operational Millage Rate	49.14	42.73
Debt Service Millage Rate	8.80	4.09
Net Ad Valorem Requested	\$17,488,267	
Assessed Valuation	\$396,840,660	

Estimated Per Pupil Expenditures

	This District	Mississippi
Local	\$3,266	\$2,476
State	\$5,080	\$4,827
Federal	\$1,059	\$1,431
Intermediate ³	\$0	\$3
Total	\$9,406	\$8,737

Actual Expenditures



For more information on how to get involved in the Lamar County School District, or to obtain a free hard copy of this report, please call (601) 794-1030 or visit any Lamar County School District School or District Office. To view this report online, or to find out more, visit www.msreportcard.com.

³Intermediate funds are grants from an intermediate source which can be used for any legal purpose desired by the LEA